



GRESB Real Estate Benchmark Report

2024

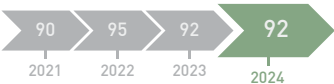
DNB Scandinavian Property Fund
DNB Real Estate Investment Management



2024 GRESB Standing Investments Benchmark Report

DNB Scandinavian Property Fund | DNB Real Estate Investment Management

Participation & Score



GRESB Rating



Status:

Non-listed

Strategy:

Core

Location:

Norway

Property Type:

Diversified - Office/Retail

Peer Group Ranking

Predefined Peer Group Ranking



15 Entities

Location
Northern Europe

Property Type
Diversified - Office/Retail

Strategy
Core

Customized Peer Group Ranking



19 Entities

Location
United Kingdom of Great Britain and Northern Ireland, Ireland, Sweden, Norway, Finland, Northern Europe

Property Type
Hotel, Diversified - Office/Retail

Strategy
Non-Listed

Peer Group Allocation

GRESB assigns a Predefined Peer Group based on the entity's characteristics to ensure consistency for all participants.

Participants also have the option to create a Customized Peer Group. You can read more about the functionality [here](#). The Customized Peer Group insights are limited to the ranking displayed above and do not impact other section of the Benchmark Report in 2024. Please note that neither the Predefined Peer Group nor the Customized Peer Group impacts the overall GRESB Score.

Please check the [Reference Guide](#) for more information.

Rankings



**GRESB Score within
Diversified - Office/Retail /
Europe**

Out of 67



**GRESB Score within Diversified -
Office/Retail / Non-listed / Core**

Out of 65



**GRESB Score within Europe / Non-
listed / Core / Open end**

Out of 452



**Management Score within
Europe**

Out of 1061



**Management Score within
Europe / Non-listed / Core**

Out of 653



**Management Score within Europe /
Non-listed / Core / Open end**

Out of 458

5th

Performance Score within Diversified - Office/Retail / Europe
Out of 67

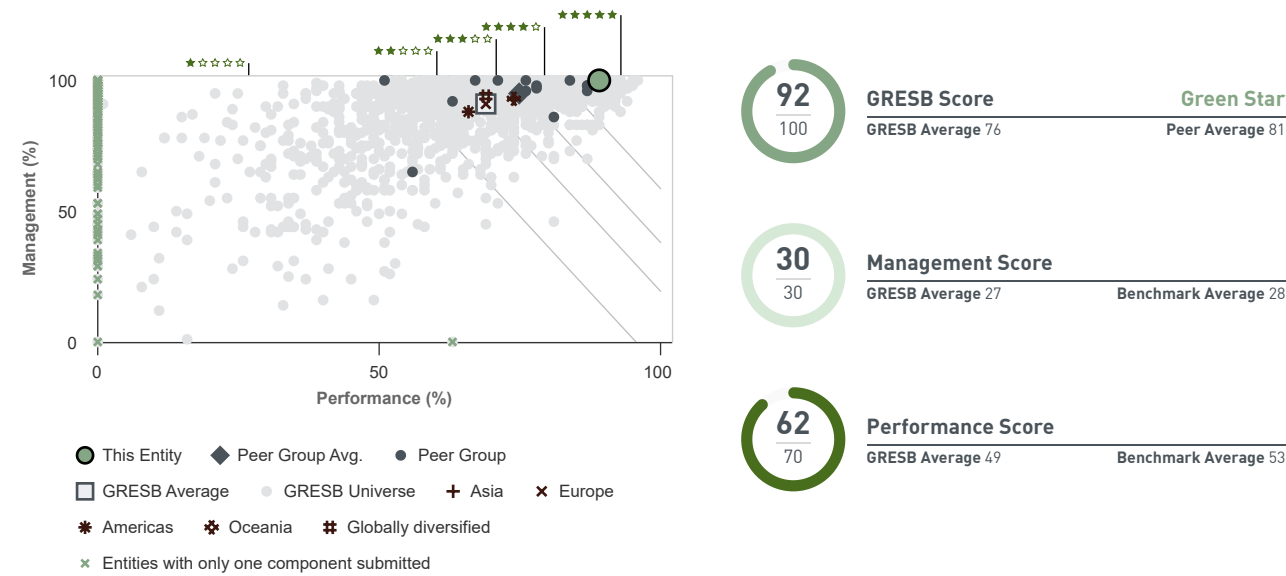
4th

Performance Score within Diversified - Office/Retail / Non-listed / Core
Out of 65

25th

Performance Score within Europe / Non-listed / Core / Open end
Out of 452

GRESB Model



ESG Breakdown

54

Environmental

62

GRESB Average 42

Peer Group Average 45

18

Social

18

GRESB Average 16

Peer Group Average 17

20

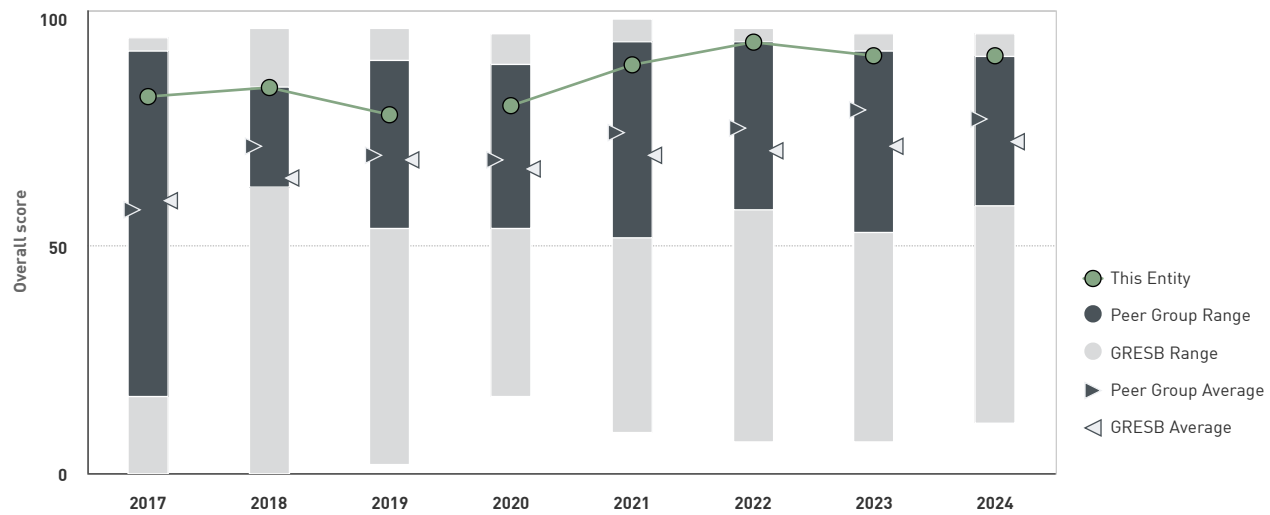
Governance

20

GRESB Average 18

Peer Group Average 19

Trend



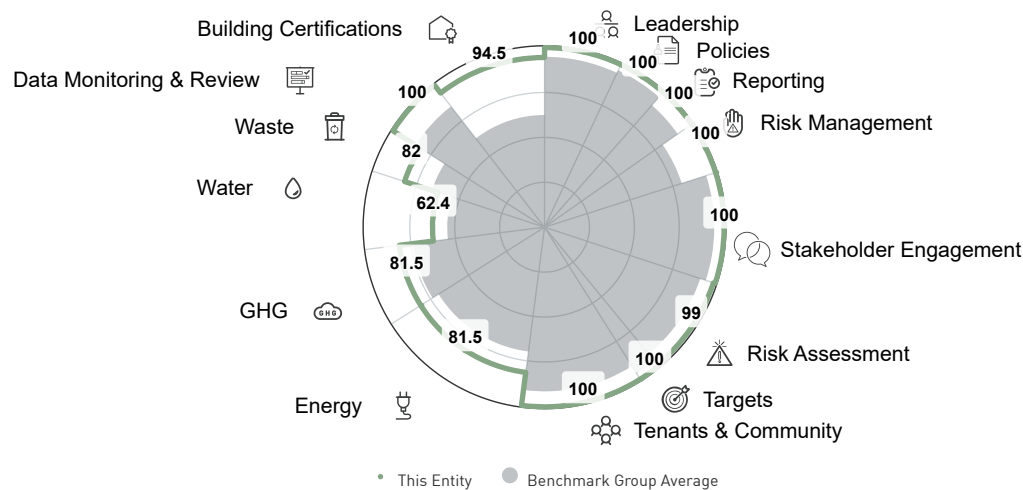
Note:

GRESB advises against the direct comparison between 2024 GRESB Scores and prior year results. The new Standard provides a more rigorous assessment of sustainability practices, new asset-level benchmarks, and enhanced alignment with emerging investor priorities. These benefits come at the cost of comparability, and investors are encouraged to carefully evaluate changes driven by the evolution of the Standard, assessment methodology, and participant actions.

Relative comparisons are among the best indicators of performance, and they provide investors and other data users with clear and relevant information to better contextualize a score, given the evolving methodology. Investors are encouraged to use rankings to understand the relative position of companies among their peers.

For more detailed information about this year's changes and their impact, [please click here](#).

Aspect, Strengths & Opportunities



MANAGEMENT COMPONENT
Europe | Core (653 entities)