



# TRAINING GUIDE

## Cashflow Analysis

*This document is intended for all new users of DNB FINSIGHT. The material provides detailed description of DNB FINSIGHT'S functionalities.*

## Table of Contents

<b>Quick Start up for Cashflow Analysis .....</b>	<b>3</b>
30 days forecast.....	3
How to enter manually prognosis: .....	9
<b>General Settings.....</b>	<b>14</b>
DATE COLUMNS.....	14
Apply Specific Start Date Filter .....	15
Apply Variable Start Date Filter .....	19
DATA SOURCES.....	22
Grouping.....	30
Data Rows.....	34
Balance Types.....	35
<b>Graph View .....</b>	<b>37</b>
<b>Data View in Account Currency.....</b>	<b>39</b>
<b>Export to XLSX.....</b>	<b>46</b>

# Cashflow Analysis

## Quick Start up for Cashflow Analysis

30 days forecast

Cashflow analysis is where user can track the movement of cash into and out of a company over a specific period, providing insight into its liquidity and operational efficiency. It helps businesses evaluate their ability to meet short-term obligations, make investment and handle currency risk.

How to get prognosis into Finsight:

- ERP integration
- Use XL template created by DNB
- Add forecast manually
- Prognosis generated from Instrument modules as Loans and Derivatives

### How to start:

While you are logged in Finsight you will see a Dashboard and the menu on the top. Move your mouse cursor to 'Cash Management' Menu – This will list all options under Cash Management menu.

Click on 'Cashflow Analysis'

The screenshot shows the DNB Finsight interface. The top navigation bar includes 'Dashboard', 'Reconciliation', 'Instruments', 'Cash Management', and 'Reporting'. The 'Cash Management' menu is open, showing a list of options: 'Cashflow Analysis', 'Manual Bank Statements Integration', 'Forecast Transactions', 'Liquidity Forecast Transactions', 'Liquidity Forecast Versions', 'Accounting Transactions', 'Ledger Transactions', 'Past Forecast Modification Rules', 'Manual Balances', 'Bank Balance Analysis', 'Forecast Balance', and 'Forecast Balance Alert'. The 'Cashflow Analysis' option is highlighted. Below the menu, the 'Live Balance' section is visible, showing a table with columns: Account Number, Accounts, Account Type, Amount, and a date range. The table contains three rows of data for 'OPERATIONAL ACCOUNT\_7050' and 'MAINTENANCE ACCOUNT\_7050'.

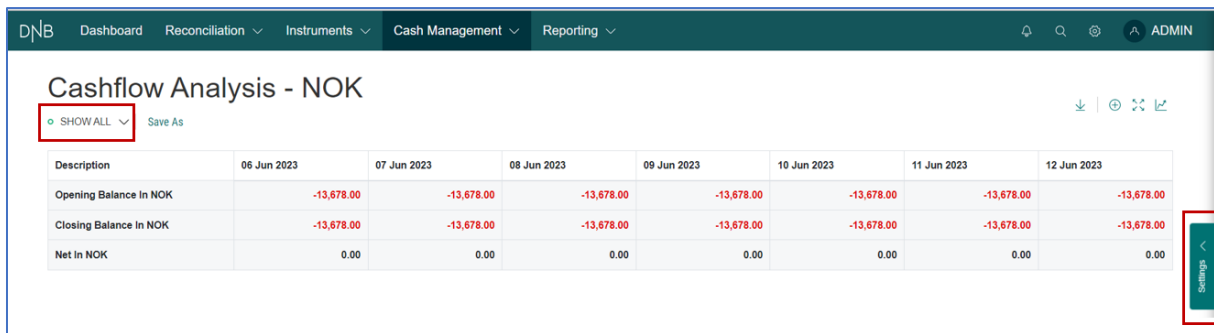
Account Number	Accounts	Account Type	Amount	2023-05-25 12:05:40	2023-05-25 07:30:42
7050	OPERATIONAL ACCOUNT_7050 STAR VIC AS - NORWAY DNB BANK NORWAY - NORWAY	Operational Account Cash Pool	NOK 1,1		
7050	MAINTENANCE ACCOUNT_7050 STAR NORWAY AS - NORWAY DNB BANK NORWAY - NORWAY	Operational Account Cash Pool	NOK		
7050	OPERATIONAL ACCOUNT_7050 STAR NORWAY AS - NORWAY DNB BANK NORWAY - NORWAY	Operational Account Cash Pool	NOK 2,497.62		
7050	OPERATIONAL ACCOUNT_7050 STAR VIC AS - NORWAY DNB BANK NORWAY - NORWAY	Operational Account Cash Pool	NOK -2,100.28		

Here you will see a Cash Flow Analysis Report listing all the available forecast with future balances.

Prior to utilizing Cashflow Analysis, it is essential to establish a filter to accurately capture the initial balances and desired timeframe. It is important to refrain from using the default “SHOW ALL” setting for any other purpose than creating future desired views. This cautious approach ensures that the analysis provides reliable and relevant insights, enabling informed decision-making based on accurate financial data. This first section on how to create a filter for 30 days forward view can be done in one step, but in this case, step by step are described and applied.

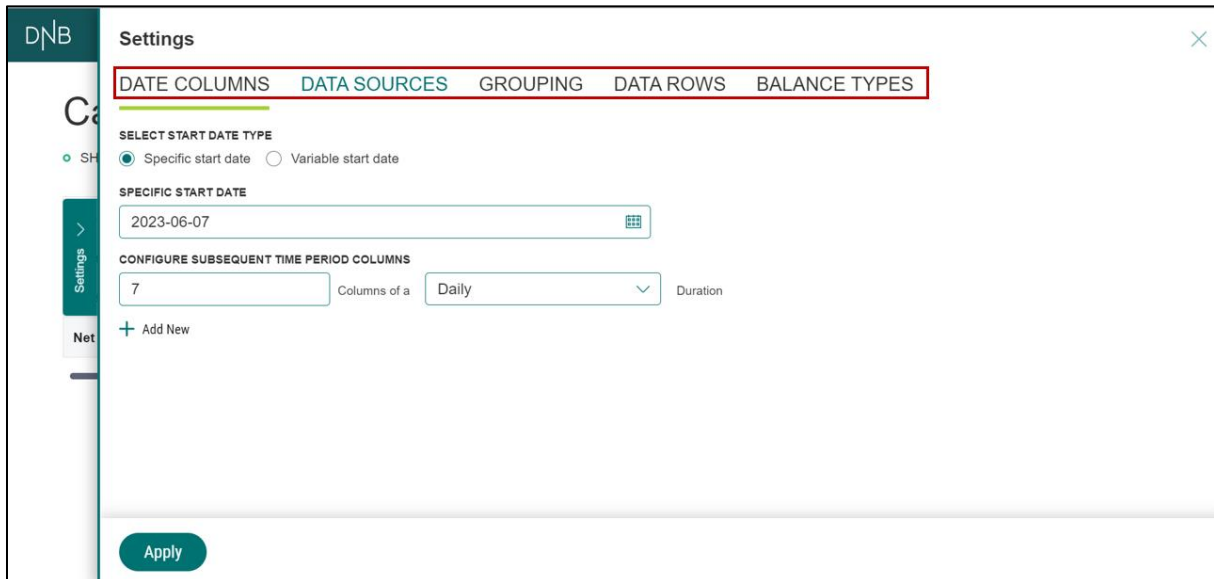
NB! All filters that the user creates needs to be set up with the right Bank Balance view as described under Balance Types.

Make sure “SHOW ALL” is selected and click on the ‘Settings’ button.



Description	06 Jun 2023	07 Jun 2023	08 Jun 2023	09 Jun 2023	10 Jun 2023	11 Jun 2023	12 Jun 2023
Opening Balance In NOK	-13,678.00	-13,678.00	-13,678.00	-13,678.00	-13,678.00	-13,678.00	-13,678.00
Closing Balance In NOK	-13,678.00	-13,678.00	-13,678.00	-13,678.00	-13,678.00	-13,678.00	-13,678.00
Net In NOK	0.00	0.00	0.00	0.00	0.00	0.00	0.00

Following menus will then be available with different filter options.



**Settings**

**DATE COLUMNS** DATA SOURCES GROUPING DATA ROWS BALANCE TYPES

SELECT START DATE TYPE

☒ Specific start date ☐ Variable start date

SPECIFIC START DATE

2023-06-07

CONFIGURE SUBSEQUENT TIME PERIOD COLUMNS

7 Columns of a Daily Duration

+ Add New

Apply

'BALANCE TYPES' menu. In balance types select date type as 'Value Date' then select first cell opening balance type as 'Bank Balance'. **This must be done for all new filters generated by a user to make sure the right balances are displayed in the Cashflow analysis.**

**Settings**

DATE COLUMNS DATA SOURCES GROUPING DATA ROWS **BALANCE TYPES**

**SELECT DATE TYPE**

☐ Entry Date ☒ Value Date

**SELECT FIRST CELL OPENING BALANCE TYPE**

☒ Bank Balance ☐ Actual Balance

☐ Include Liquidity Forecasts with first cell balance

☐ Fallback to other balances if empty

**CONVERT VALUES TO THE FOLLOWING CURRENCY** Optional

**RATE TYPE**

☒ Latest ☐ Daily ☐ Period

**Apply**

Click on 'Apply' button.

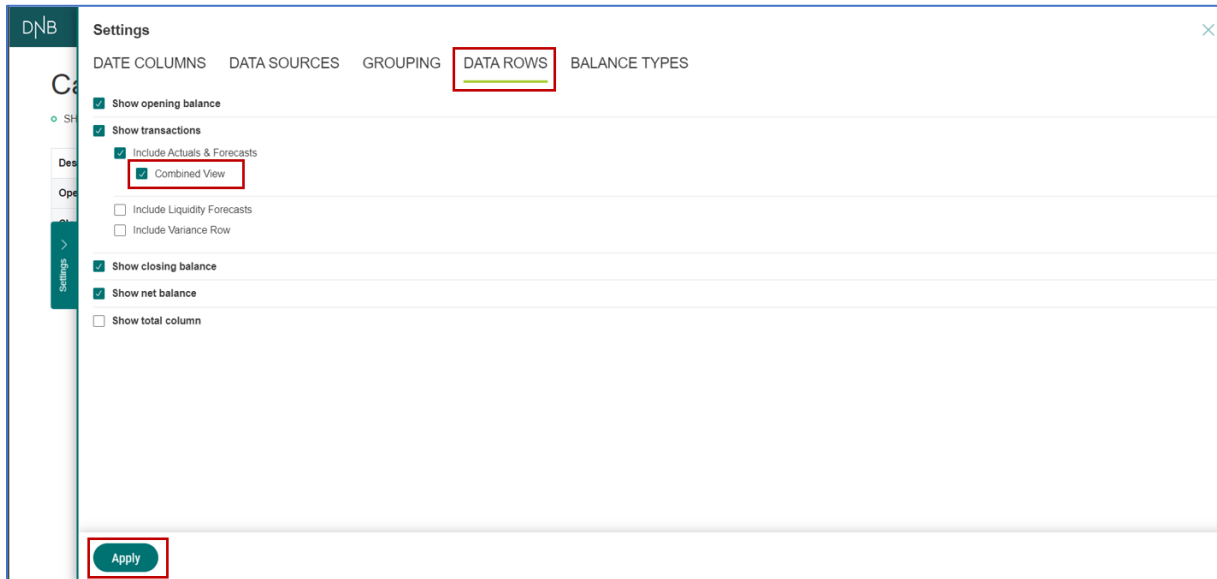
The Cashflow Analysis report will be shown with correct opening balance as shown in the next image.

**Cashflow Analysis - NOK**

SHOW ALL Save As

Description	06 Jun 2023	07 Jun 2023	08 Jun 2023	09 Jun 2023	10 Jun 2023	11 Jun 2023	12 Jun 2023
Opening Balance In NOK	5,483,431.08	5,483,431.08	5,483,431.08	5,483,431.08	5,483,431.08	5,483,431.08	5,483,431.08
Closing Balance In NOK	5,483,431.08	5,483,431.08	5,483,431.08	5,483,431.08	5,483,431.08	5,483,431.08	5,483,431.08
Net In NOK	0.00	0.00	0.00	0.00	0.00	0.00	0.00

“DATA ROWS” menu. To simplify the view for the cashflow analysis report, the user can select the Combined View.



Click on ‘Apply’ button.

The cashflow analysis report displayed in combined view (forecast and actual) as shown.

The screenshot shows the 'Cashflow Analysis - NOK' report. The 'Forecasts' tab is selected, and the table displays the following data:

Description	06 Jun 2023	07 Jun 2023	08 Jun 2023	09 Jun 2023	10 Jun 2023	11 Jun 2023	12 Jun 2023
Opening Balance In NOK	5,483,431.08	5,483,431.08	5,483,431.08	5,483,431.08	5,483,431.08	5,483,431.08	5,483,431.08
Closing Balance In NOK	5,483,431.08	5,483,431.08	5,483,431.08	5,483,431.08	5,483,431.08	5,483,431.08	5,483,431.08
Net In NOK	0.00	0.00	0.00	0.00	0.00	0.00	0.00

“DATE COLUMNS” menu. To set the date range for the cashflow analysis, select “Variable start date” radio button, keep variable start date as ‘Today+/-’ and enter number of days as 30 (or more days if you want to view more than 30 days) as shown below. By clicking on “+Add New” the user can also add other duration than days, from Weekly, Monthly, quarterly etc.

**Settings**

**DATE COLUMNS** DATA SOURCES GROUPING DATA ROWS BALANCE TYPES

SELECT START DATE TYPE

☐ Specific start date ☒ Variable start date

VARIABLE START DATE

Today +/- 2023-06-06 DAYS 0 MONTHS 0 YEARS 0

CONFIGURE SUBSEQUENT TIME PERIOD COLUMNS

30 Columns of a Daily Duration

+ Add New

Filter

Daily

Weekly

Monthly

Quarterly

Yearly

Apply

Click on ‘Apply’ button.

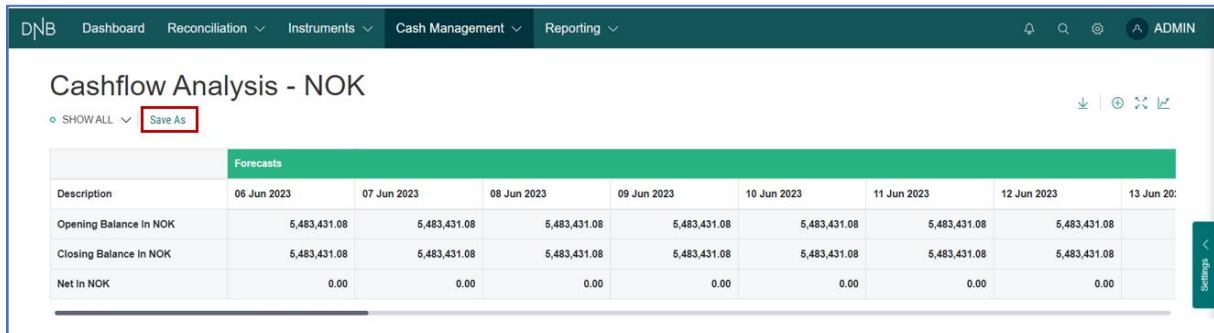
Now the cashflow analysis report generated a view for next 30 days from current date as shown in the next image.

**Cashflow Analysis - NOK**

SHOWALL Save As

	Forecasts							
Description	06 Jun 2023	07 Jun 2023	08 Jun 2023	09 Jun 2023	10 Jun 2023	11 Jun 2023	12 Jun 2023	13 Jun 2023
Opening Balance In NOK	5,483,431.08	5,483,431.08	5,483,431.08	5,483,431.08	5,483,431.08	5,483,431.08	5,483,431.08	5,483,431.08
Closing Balance In NOK	5,483,431.08	5,483,431.08	5,483,431.08	5,483,431.08	5,483,431.08	5,483,431.08	5,483,431.08	5,483,431.08
Net In NOK	0.00	0.00	0.00	0.00	0.00	0.00	0.00	0.00

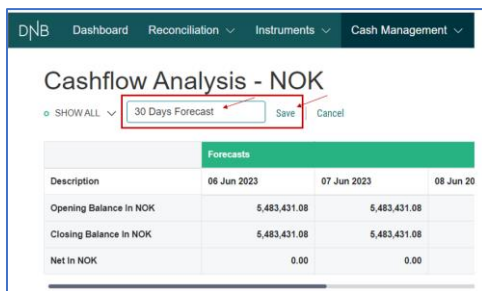
Now the filter can be saved with all the choices made. Click on the “Save As”



The screenshot shows the 'Cashflow Analysis - NOK' page. At the top, there is a navigation bar with 'DNB', 'Dashboard', 'Reconciliation', 'Instruments', 'Cash Management', and 'Reporting'. Below the navigation bar, the title 'Cashflow Analysis - NOK' is displayed. To the left of the title, there is a dropdown menu with 'SHOW ALL' selected. To the right of the dropdown menu, the 'Save As' button is highlighted with a red box. Below the title, there is a table with the following data:

Description	06 Jun 2023	07 Jun 2023	08 Jun 2023	09 Jun 2023	10 Jun 2023	11 Jun 2023	12 Jun 2023	13 Jun 2023
Opening Balance In NOK	5,483,431.08	5,483,431.08	5,483,431.08	5,483,431.08	5,483,431.08	5,483,431.08	5,483,431.08	5,483,431.08
Closing Balance In NOK	5,483,431.08	5,483,431.08	5,483,431.08	5,483,431.08	5,483,431.08	5,483,431.08	5,483,431.08	5,483,431.08
Net In NOK	0.00	0.00	0.00	0.00	0.00	0.00	0.00	0.00

Enter the name of the filter, as in this example “30 Days Forecast” and then click “Save”.

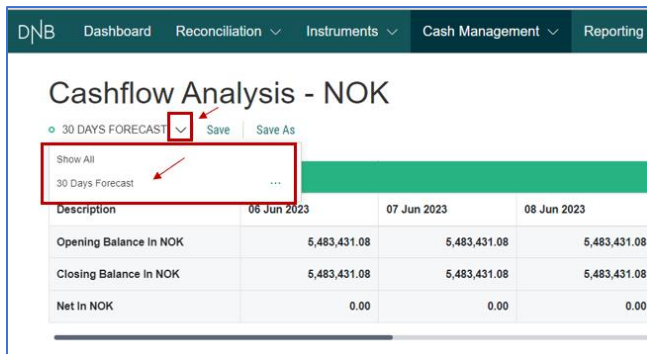


The screenshot shows the 'Cashflow Analysis - NOK' page. The dropdown menu now shows '30 Days Forecast' selected. The 'Save' button is highlighted with a red box. Below the title, there is a table with the following data:

Description	06 Jun 2023	07 Jun 2023	08 Jun 2023
Opening Balance In NOK	5,483,431.08	5,483,431.08	5,483,431.08
Closing Balance In NOK	5,483,431.08	5,483,431.08	5,483,431.08
Net In NOK	0.00	0.00	0.00

After saved you will have a new filter with 30 days forecast, in your drop-down list:

Always remember to use this filter or other filters you have created to get the right Balances display. “Show All” are just a default setup as a base for selecting its own filters/views.



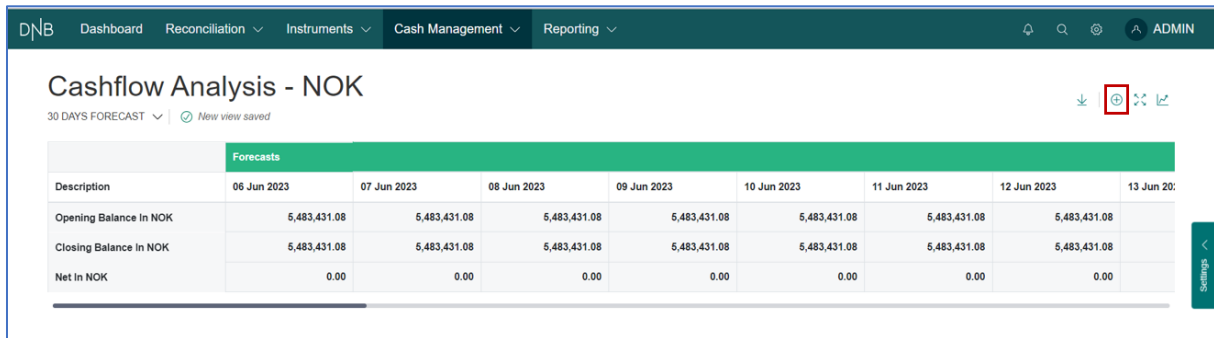
The screenshot shows the 'Cashflow Analysis - NOK' page. The dropdown menu now shows '30 DAYS FORECAST' selected. The 'Show All' button is highlighted with a red box. Below the title, there is a table with the following data:

Description	06 Jun 2023	07 Jun 2023	08 Jun 2023
Opening Balance In NOK	5,483,431.08	5,483,431.08	5,483,431.08
Closing Balance In NOK	5,483,431.08	5,483,431.08	5,483,431.08
Net In NOK	0.00	0.00	0.00



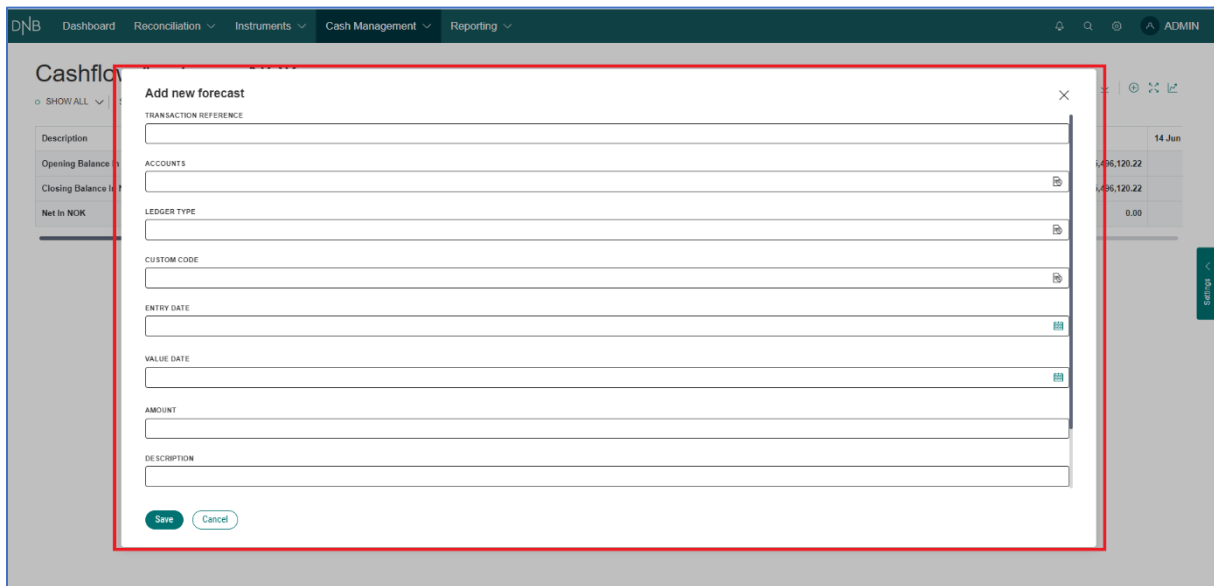
## How to enter manually prognosis:

You can add forecast directly from Cashflow analysis screen. Click on '+' icon on top right corner.



Description	06 Jun 2023	07 Jun 2023	08 Jun 2023	09 Jun 2023	10 Jun 2023	11 Jun 2023	12 Jun 2023	13 Jun 2023
Opening Balance In NOK	5,483,431.08	5,483,431.08	5,483,431.08	5,483,431.08	5,483,431.08	5,483,431.08	5,483,431.08	5,483,431.08
Closing Balance In NOK	5,483,431.08	5,483,431.08	5,483,431.08	5,483,431.08	5,483,431.08	5,483,431.08	5,483,431.08	5,483,431.08
Net In NOK	0.00	0.00	0.00	0.00	0.00	0.00	0.00	0.00

It will open the add new forecast form.



**Add new forecast**

TRANSACTION REFERENCE

ACCOUNTS

LEDGER TYPE

CUSTOM CODE

ENTRY DATE

VALUE DATE

AMOUNT

DESCRIPTION

Save Cancel

Description of the fields from the new forecast form above.

Field Name	Description
<i>Transaction Reference</i>	You can provide a forecast reference here
<i>Account</i>	Select the account for the forecast
<i>Ledger Code</i>	Select the appropriate Ledger code which link to the forecast. Name of the forecast displayed in the Cashflow Analysis
<i>Custom code</i>	Select the appropriate Custom code which link to the forecast. Name of the forecast in the Cashflow Analysis
<i>Entry Date</i>	Specify the Entry Date of the forecast. <u>Best practice is to have Entry Date same as the Value Date.</u>
<i>Value Date</i>	Specify the Value Date of the forecast.
<i>Amount</i>	Specify the amount of the forecast transaction.
<i>Description</i>	Specify any suitable description for the forecast.
<i>Notes</i>	You can add any notes to your forecast.

Fill the forecast form and click on Save button.

New forecast for the entered value date displayed in CFA report as below converted to NOK which is the base currency in this setup.

Description	06 Jun 2023	07 Jun 2023	08 Jun 2023	09 Jun 2023	10 Jun 2023	11 Jun 2023	12 Jun 2023
Opening Balance In NOK	5,483,431.08	5,483,431.08	5,433,431.08	5,433,431.08	5,433,431.08	5,433,431.08	5,433,431.08
> Salary	0.00	-50,000.00	0.00	0.00	0.00	0.00	0.00
Closing Balance In NOK	5,483,431.08	5,433,431.08	5,433,431.08	5,433,431.08	5,433,431.08	5,433,431.08	5,433,431.08
Net In NOK	0.00	-50,000.00	0.00	0.00	0.00	0.00	0.00

The forecast Salary can be changed by clicking on the dropdown icons ">" in front of the name salary, and then click directly on the amount -50,000.00

A new window will be opened. By marking the forecast ID 538 in the box, the Edit button will appear. The user can now add a new forecast by clicking on "+ Add new forecast"

Id	Is Reconciled	Transaction Reference	Deal Type	Deal Id	ERP Account Id	Er
538	False	TF-1285	Manual	15		

If the user wants to add a new prognosis, the user can click directly on one of the available cells marked in the next screen and add a new salary forecast.

	Forecasts						
Description	06 Jun 2023	07 Jun 2023	08 Jun 2023	09 Jun 2023	10 Jun 2023	11 Jun 2023	12 Jun 2023
Opening Balance In NOK	5,483,431.08	5,483,431.08	5,433,431.08	5,433,431.08	5,433,431.08	5,433,431.08	5,433,431
> Salary	0.00	-50,000.00	0.00	0.00	0.00	0.00	0
Closing Balance In NOK	5,483,431.08	5,433,431.08	5,433,431.08	5,433,431.08	5,433,431.08	5,433,431.08	5,433,431
Net In NOK	0.00	-50,000.00	0.00	0.00	0.00	0.00	0

You can view the amount in actual currency by clicking on the show multicurrency option. The forecast is then visible in actual currency as shown below. The forecast amount displayed in NOK.

Description	06 Jun 2023						07 Jun 2023					
	DKK	EUR	GBP	NOK	SEK	USD	DKK	EUR	GBP	NOK	SEK	USD
O.B. per Currency	-2,000,000.00	29.13	-65,000.00	-6,002,234.61	13,103,911.18	200,001.24	-2,000,000.00	29.13	-65,000.00	-6,002,234.61	13,103,911.18	200,001.24
> Salary	0.00	0.00	0.00	0.00	0.00	0.00	0.00	0.00	0.00	-50,000.00	0.00	0.00
C.B. per Currency	-2,000,000.00	29.13	-65,000.00	-6,002,234.61	13,103,911.18	200,001.24	-2,000,000.00	29.13	-65,000.00	-6,002,234.61	13,103,911.18	200,001.24
Net per Currency	0.00	0.00	0.00	0.00	0.00	0.00	0.00	0.00	0.00	-50,000.00	0.00	0.00

To view the forecast in Base currency again click on same multicurrency icon. The forecast is visible in base currency again.

Description	06 Jun 2023	07 Jun 2023	08 Jun 2023	09 Jun 2023	10 Jun 2023	11 Jun 2023	12 Jun 2023	13 Jun 2023	14 Jun 2023	15 Jun 2023	16 Jun 2023	17 Jun 2023	18
Operating Balance In NOK	5,483,431.08	5,483,431.08	5,433,431.08	5,433,431.08	5,433,431.08	5,433,431.08	5,433,431.08	5,433,431.08	5,433,431.08	5,433,431.08	5,433,431.08	5,433,431.08	5,433,431.08
> Salary	0.00	-89,000.00	0.00	0.00	0.00	0.00	0.00	0.00	0.00	0.00	0.00	0.00	0.00
Closing Balance In NOK	5,483,431.08	5,433,431.08	5,433,431.08	5,433,431.08	5,433,431.08	5,433,431.08	5,433,431.08	5,433,431.08	5,433,431.08	5,433,431.08	5,433,431.08	5,433,431.08	5,433,431.08
Net In NOK	0.00	-89,000.00	0.00	0.00	0.00	0.00	0.00	0.00	0.00	0.00	0.00	0.00	0.00

Other filter alternatives:

Select settings from Cashflow Analysis. Go to “GROUPING”, under GROUP ROWS BY the user can group the forecast pr. Bank, Company, Account Type, Accounts, Project, Currency, Bank Country, Company Country or No Grouping which is default. Click Apply when selected necessary grouping.

**Settings**

DATE COLUMNS DATA SOURCES **GROUPING** DATA ROWS BALANCE TYPES

GROUP ROWS BY

Currency

Filter

- Account Type
- Accounts
- Project
- Currency**
- Bank Country

☐ Include codes with zero values

☐ Starting Balance

Apply

By Selecting Example Currency and add “Apply” button, the CashFlow Analysis will be as follow:

Cashflow Analysis - NOK													
Forecast													
Description	06 Jun 2023	07 Jun 2023	08 Jun 2023	09 Jun 2023	10 Jun 2023	11 Jun 2023	12 Jun 2023	13 Jun 2023	14 Jun 2023	15 Jun 2023	16 Jun 2023	17 Jun 2023	18
<b>NOK</b>													
Opening Balance In NOK	-6,092,234.61	-6,092,234.61	-6,092,234.61	-6,092,234.61	-6,092,234.61	-6,092,234.61	-6,092,234.61	-6,092,234.61	-6,092,234.61	-6,092,234.61	-6,092,234.61	-6,092,234.61	
> Salary	0.00	-50,000.00	0.00	0.00	0.00	0.00	0.00	0.00	0.00	0.00	0.00	0.00	
Closing Balance In NOK	-6,092,234.61	-6,092,234.61	-6,092,234.61	-6,092,234.61	-6,092,234.61	-6,092,234.61	-6,092,234.61	-6,092,234.61	-6,092,234.61	-6,092,234.61	-6,092,234.61	-6,092,234.61	
Net In NOK	0.00	-60,000.00	0.00	0.00	0.00	0.00	0.00	0.00	0.00	0.00	0.00	0.00	
<b>SEK</b>													
Opening Balance In NOK	13,346,464.08	13,346,464.08	13,346,464.08	13,346,464.08	13,346,464.08	13,346,464.08	13,346,464.08	13,346,464.08	13,346,464.08	13,346,464.08	13,346,464.08	13,346,464.08	
> Salary	0.00	0.00	0.00	0.00	0.00	0.00	0.00	0.00	0.00	0.00	0.00	0.00	
Closing Balance In NOK	13,346,464.08	13,346,464.08	13,346,464.08	13,346,464.08	13,346,464.08	13,346,464.08	13,346,464.08	13,346,464.08	13,346,464.08	13,346,464.08	13,346,464.08	13,346,464.08	
Net In NOK	0.00	0.00	0.00	0.00	0.00	0.00	0.00	0.00	0.00	0.00	0.00	0.00	
<b>GBP</b>													
Opening Balance In NOK	-891,632.37	-891,632.37	-891,632.37	-891,632.37	-891,632.37	-891,632.37	-891,632.37	-891,632.37	-891,632.37	-891,632.37	-891,632.37	-891,632.37	
> Salary	0.00	0.00	0.00	0.00	0.00	0.00	0.00	0.00	0.00	0.00	0.00	0.00	
Closing Balance In NOK	-891,632.37	-891,632.37	-891,632.37	-891,632.37	-891,632.37	-891,632.37	-891,632.37	-891,632.37	-891,632.37	-891,632.37	-891,632.37	-891,632.37	
Net In NOK	0.00	0.00	0.00	0.00	0.00	0.00	0.00	0.00	0.00	0.00	0.00	0.00	
<b>USD</b>													
Opening Balance In NOK	2,205,085.34	2,205,085.34	2,205,085.34	2,205,085.34	2,205,085.34	2,205,085.34	2,205,085.34	2,205,085.34	2,205,085.34	2,205,085.34	2,205,085.34	2,205,085.34	
> Salary	0.00	0.00	0.00	0.00	0.00	0.00	0.00	0.00	0.00	0.00	0.00	0.00	
Closing Balance In NOK	2,205,085.34	2,205,085.34	2,205,085.34	2,205,085.34	2,205,085.34	2,205,085.34	2,205,085.34	2,205,085.34	2,205,085.34	2,205,085.34	2,205,085.34	2,205,085.34	
Net In NOK	0.00	0.00	0.00	0.00	0.00	0.00	0.00	0.00	0.00	0.00	0.00	0.00	
<b>DKK</b>													
Opening Balance In NOK	-3,173,595.68	-3,173,595.68	-3,173,595.68	-3,173,595.68	-3,173,595.68	-3,173,595.68	-3,173,595.68	-3,173,595.68	-3,173,595.68	-3,173,595.68	-3,173,595.68	-3,173,595.68	
> Salary	0.00	0.00	0.00	0.00	0.00	0.00	0.00	0.00	0.00	0.00	0.00	0.00	

## General Settings

### DATE COLUMNS

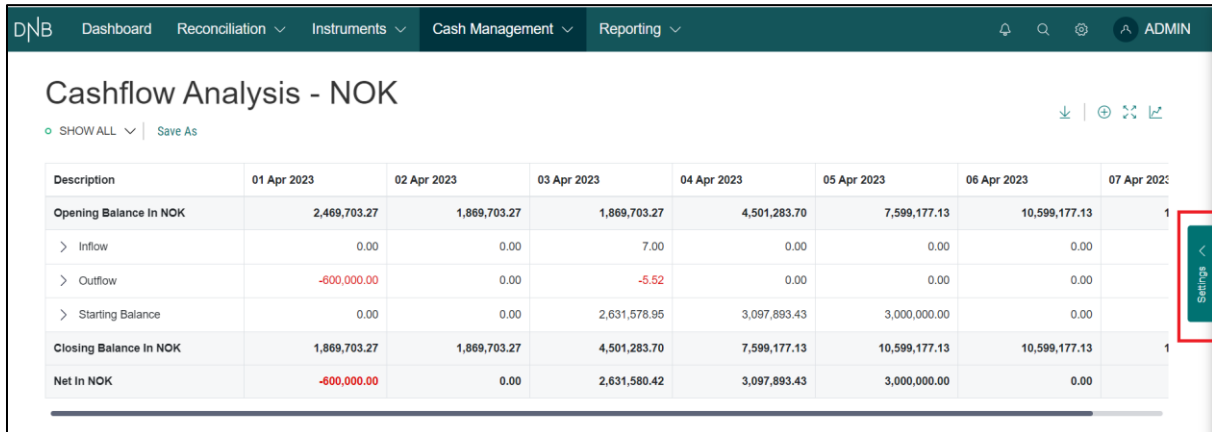
While you are logged in you will see a Dashboard and the menu on the top. Move your mouse cursor to 'Cash Management' Menu – This will list all options under Cash Management menu.

Account Number	Accounts	Account Type	Amount
7050	OPERATIONAL ACCOUNT_7050 STAR VIC AS - NORWAY DNB BANK NORWAY - NORWAY	Operational Account Cash Pool	NOK 1,1
7050	MAINTENANCE ACCOUNT_7050 STAR VIC AS - NORWAY DNB BANK NORWAY - NORWAY	Operational Account Cash Pool	NOK
7050	OPERATIONAL ACCOUNT_7050 STAR NORWAY AS - NORWAY DNB BANK NORWAY - NORWAY	Operational Account Cash Pool	NOK 2,497.62
7050	OPERATIONAL ACCOUNT_7050 STAR VIC AS - NORWAY DNB BANK NORWAY - NORWAY	Operational Account Cash Pool	NOK -2,100.28

Click on 'Cashflow Analysis' - Here you will see a Cash Flow Analysis Report listing all the available forecast and created filters. Remember to have the correct Balance type setup for all new filters created.

Description	01 Apr 2023	02 Apr 2023	03 Apr 2023	04 Apr 2023	05 Apr 2023	06 Apr 2023	07 Apr 2023
Opening Balance In NOK	2,469,703.27	1,869,703.27	1,869,703.27	4,501,283.70	7,599,177.13	10,599,177.13	1
> Inflow	0.00	0.00	7.00	0.00	0.00	0.00	
> Outflow	-600,000.00	0.00	-5.52	0.00	0.00	0.00	
> Starting Balance	0.00	0.00	2,631,578.95	3,097,893.43	3,000,000.00	0.00	
Closing Balance In NOK	1,869,703.27	1,869,703.27	4,501,283.70	7,599,177.13	10,599,177.13	10,599,177.13	1
Net In NOK	-600,000.00	0.00	2,631,580.42	3,097,893.43	3,000,000.00	0.00	

To apply the date filter, click on 'Setting' button from middle of right side.



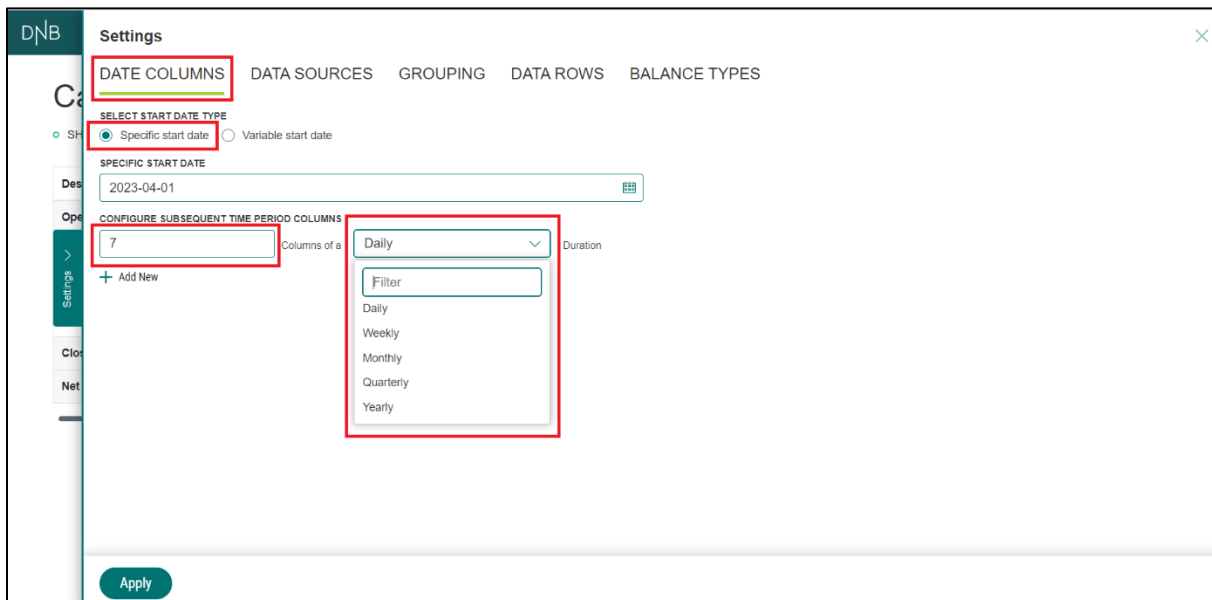
Description	01 Apr 2023	02 Apr 2023	03 Apr 2023	04 Apr 2023	05 Apr 2023	06 Apr 2023	07 Apr 2023
Opening Balance In NOK	2,469,703.27	1,869,703.27	1,869,703.27	4,501,283.70	7,599,177.13	10,599,177.13	1
> Inflow	0.00	0.00	7.00	0.00	0.00	0.00	
> Outflow	-600,000.00	0.00	-5.52	0.00	0.00	0.00	
> Starting Balance	0.00	0.00	2,631,578.95	3,097,893.43	3,000,000.00	0.00	
Closing Balance In NOK	1,869,703.27	1,869,703.27	4,501,283.70	7,599,177.13	10,599,177.13	10,599,177.13	1
Net In NOK	-600,000.00	0.00	2,631,580.42	3,097,893.43	3,000,000.00	0.00	

For start date have two options 'Specific start date' and 'Variable start date'. Specific start date option selected by default.

#### Apply Specific Start Date Filter

To apply specific start date filter, specify the options as below.

- Select the specific start date from calendar.
- In the Configuration for subsequent time period columns, provide the number of columns in first box and duration shown (Days, Weeks, Monthly, Quarterly and Yearly) in the in second box as shown below.



**Settings**

**DATE COLUMNS** DATA SOURCES GROUPING DATA ROWS BALANCE TYPES

**SELECT START DATE TYPE**

☒ Specific start date ☐ Variable start date

**SPECIFIC START DATE**

2023-04-01

**CONFIGURE SUBSEQUENT TIME PERIOD COLUMNS**

7 Columns of a **Daily** Duration

**Filter**

Daily  
Weekly  
Monthly  
Quarterly  
Yearly

**Apply**

Click on 'Apply' button.

Cashflow analysis report will be generated as per the applied date filter criteria specified above (specific date +7 days) and forecast will be displayed for the specified duration.

Cashflow Analysis - NOK							
Description	01 Apr 2023	02 Apr 2023	03 Apr 2023	04 Apr 2023	05 Apr 2023	06 Apr 2023	07 Apr 2023
Opening Balance In NOK	2,465,726.88	1,865,726.88	1,865,726.88	4,503,091.04	7,574,344.11	10,574,344.11	10,574,344.11
> Inflow	0.00	0.00	7.00	0.00	0.00	0.00	0.00
> Outflow	-600,000.00	0.00	-5.48	0.00	0.00	0.00	0.00
> Starting Balance	0.00	0.00	2,637,362.64	3,071,253.07	3,000,000.00	0.00	0.00
Closing Balance In NOK	1,865,726.88	1,865,726.88	4,503,091.04	7,574,344.11	10,574,344.11	10,574,344.11	10,574,344.11
Net In NOK	-600,000.00	0.00	2,637,364.16	3,071,253.07	3,000,000.00	0.00	0.00

You can apply different duration for columns. For that click on DATE COLUMNS under filtering panel and change the subsequent time period columns configuration. Select weekly duration and generate the Cashflow analysis report.

DNB

Settings

DATE COLUMNS DATA SOURCES GROUPING DATA ROWS BALANCE TYPES

SELECT START DATE TYPE

☒ Specific start date ☐ Variable start date

SPECIFIC START DATE

2023-04-01

CONFIGURE SUBSEQUENT TIME PERIOD COLUMNS

7

Columns of a

Weekly

Duration

+ Add New



Now Cashflow analysis report, will display the forecast for the next 7 weeks from selected specific date. Each column showing complete weekly forecast for the date range selected.

Similarly, you can view the column period in different duration (month, quarter, and years)

Description	1 Apr 2023 - 7 Apr 2023	08 Apr 2023 - 14 Apr 2023	15 Apr 2023 - 21 Apr 2023	22 Apr 2023 - 28 Apr 2023	29 Apr 2023 - 05 May 2023	06 May 2023 - 12 May 2023	13 May 2023 - 19 May 2023
Opening Balance In NOK	2,465,726.88	10,574,344.11	10,573,638.18	10,145,905.05	6,200,043.73	7,164,683.72	7,170,026.72
> Inflow	7.00	0.00	99,125.19	1,473,485.90	1,312,830.30	6,543.00	-
> Outflow	-600,005.48	0.00	-323,053.97	-5,419,347.22	-348,190.31	-1,200.00	-
> Starting Balance	8,708,615.71	-705.93	-203,804.35	0.00	0.00	0.00	-
Closing Balance In NOK	10,574,344.11	10,573,638.18	10,145,905.05	6,200,043.73	7,164,683.72	7,170,026.72	6,170,026.72
Net In NOK	8,108,617.23	-705.93	-427,733.13	-3,945,861.32	964,640.00	5,343.00	-

In addition, you can view column period in combined duration. For that click on the setting button and click on 'Add New' under DATE COLUMNS tab.

**Settings**

DATE COLUMNS DATA SOURCES GROUPING DATA ROWS BALANCE TYPES

SELECT START DATE TYPE

☒ Specific start date ☐ Variable start date

SPECIFIC START DATE

2023-04-01

CONFIGURE SUBSEQUENT TIME PERIOD COLUMNS

7 Columns of a Weekly Duration

**+ Add New**

When you click on 'Add new' it will add a new row, where you can select different duration. To add multiple rows, click on 'Add New' button.

**Settings**

DATE COLUMNS DATA SOURCES GROUPING DATA ROWS BALANCE TYPES

SELECT START DATE TYPE

☒ Specific start date ☐ Variable start date

SPECIFIC START DATE

2023-04-01

CONFIGURE SUBSEQUENT TIME PERIOD COLUMNS

2	Columns of a	Daily	Duration	X
2	Columns of a	Weekly	Duration	X
1	Columns of a	Monthly	Duration	X
1	Columns of a	Quarterly	Duration	X

+ Add New

Once you have entered all period columns duration as desired, click on 'Apply' button. It will generate Cashflow Analysis report with combined column period as shown below.

**Cashflow Analysis - NOK**

SHOW ALL Save As

Description	01 Apr 2023	02 Apr 2023	03 Apr 2023 - 09 Apr 2023	10 Apr 2023 - 16 Apr 2023	17 Apr 2023 - 16 May 2023	17 May 2023 - 16 Aug 2023
Opening Balance In NOK	2,465,726.88	1,865,726.88	1,865,726.88	10,574,344.11	10,573,638.18	7,096,220.61
> Inflow	0.00	0.00	7.00	0.00	3,062,179.67	154,905.66
> Outflow	-600,000.00	0.00	-5.48	0.00	-6,335,792.89	-1,470,165.39
> Starting Balance	0.00	0.00	8,708,615.71	-705.93	-203,804.35	0.00
Closing Balance In NOK	1,865,726.88	1,865,726.88	10,574,344.11	10,573,638.18	7,096,220.61	5,780,960.88
Net In NOK	-600,000.00	0.00	8,708,617.23	-705.93	-3,477,417.57	-1,315,259.73

Day Duration Weekly Duration Monthly Duration Quarterly Duration

### Apply Variable Start Date Filter

Navigates to the Cash flow analysis report. Cashflow analysis report is generated with default date criteria (Current date + 7 days).

Description	31 Mar 2023	01 Apr 2023	02 Apr 2023	03 Apr 2023	04 Apr 2023	05 Apr 2023	06 Apr 2023
Opening Balance In NOK	2,465,751.93	2,465,726.88	1,865,726.88	1,865,726.88	4,503,091.04	7,574,344.11	10,574,344.11
> Bank Transactions	-25.05	0.00	0.00	1.52	0.00	0.00	0.00
> Salary	0.00	-600,000.00	0.00	0.00	0.00	0.00	0.00
> Starting Balance	0.00	0.00	0.00	2,637,362.64	3,071,253.07	3,000,000.00	3,000,000.00
Closing Balance In NOK	2,465,726.88	1,865,726.88	1,865,726.88	4,503,091.04	7,574,344.11	10,574,344.11	13,574,344.11
Net In NOK	-25.05	-600,000.00	0.00	2,637,364.16	3,071,253.07	3,000,000.00	3,000,000.00

Click on 'Setting' button and select radio button 'Variable start date' under DATE COLUMN tab,

It will add new fields to select 'Variable start date' as shown below. In the first drop down, we have different options to choose from as shown below. Based on the option we selected, we need to provide the Days, Months and Years respectively as desired.

User can enter the variable start date for 'Today+/-' as shown. When you select 'Today+/-' in drop down, Days, Months and Years text boxes are enabled, here you can enter the numbers as desired.

The system will calculate the variable start date from the provided number in days, month and years with consideration of subsequent column input and generate the cashflow analysis report when you click on 'Apply' button. The start date displayed on cashflow analysis report is the subtraction of 2 days and 1 month to the time period column criteria.

Description	23 Apr 2023	24 Apr 2023	25 Apr 2023	26 Apr 2023	27 Apr 2023	28 Apr 2023	29 Apr 2023
Opening Balance In NOK	10,668,445.81	10,565,782.76	10,564,558.76	10,524,546.72	5,770,115.59	5,674,486.66	
> Account Payable	-134,184.78	-9,087.00	-134,307.69	-45,672.00	-8,007.78	-88,872.28	
> Account Receivable	31,521.74	7,863.00	0.00	8,222.00	91,341.11	614,429.35	
> FX Swap Buy	0.00	0.00	108,695.65	0.00	0.00	0.00	
> FX Swap Sell	0.00	0.00	-14,400.00	0.00	0.00	0.00	
> Manual Forecast	0.00	0.00	0.00	0.00	-58,962.26	0.00	
> Salary	0.00	0.00	0.00	-4,716,981.13	0.00	0.00	
> VAT	0.00	0.00	0.00	0.00	-120,000.00	0.00	
Closing Balance In NOK	10,565,782.76	10,564,558.76	10,524,546.72	5,770,115.59	5,674,486.66	6,200,043.73	

Now select last month in variable start date dropdown and you will see that all the boxes get disabled and '-1' value in month text box.

DATE COLUMNS

DATA SOURCES

GROUPING

DATA ROWS

BALANCE TYPES

SELECT START DATE TYPE

☐ Specific start date
 ☒ Variable start date

VARIABLE START DATE

2023-04-26

DAYS

0

MONTHS

-1

YEARS

0

CONFIGURE SUBSEQUENT TIME PERIOD COLUMNS

7

Columns of a

Daily

Duration

+ Add New

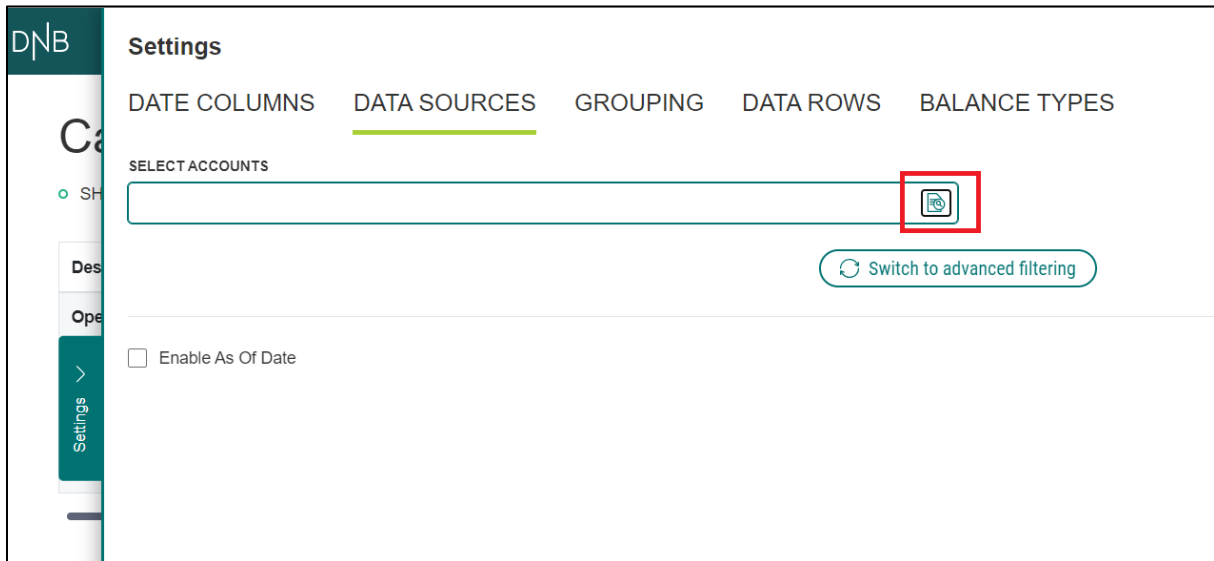
Similarly, you can generate the cashflow analysis report for variable start date with different date criteria (Today +/-, Next Week, Next Month, Yesterday, Last Week, Last Month) to add to the time period column date.

Click on Apply button and generate the cashflow analysis report. In Cashflow analysis, the starting date is 1 month back, from the selected time period column criteria.

Description	26 Apr 2023	27 Apr 2023	28 Apr 2023	29 Apr 2023	30 Apr 2023	01 May 2023	02 May 2023
Opening Balance In NOK	10,524,546.72	5,770,115.59	5,674,486.66	6,200,043.73	6,097,407.86	6,259,319.02	
> Account Payable	-45,672.00	-8,007.78	-88,872.28	-134,184.78	-9,287.00	-86,725.27	
> Account Receivable	8,222.00	91,341.11	614,429.35	31,548.91	7,863.00	0.00	
> FX Spot/Forward	0.00	0.00	0.00	0.00	163,335.16	0.00	
> Manual Forecast	0.00	-58,962.26	0.00	0.00	0.00	0.00	
> Salary	-4,716,981.13	0.00	0.00	0.00	0.00	0.00	
> VAT	0.00	-120,000.00	0.00	0.00	0.00	0.00	
Closing Balance In NOK	5,770,115.59	5,674,486.66	6,200,043.73	6,097,407.86	6,259,319.02	6,172,593.75	
Net In NOK	-4,754,431.13	-95,628.93	525,557.07	-102,635.87	161,911.16	-86,725.27	

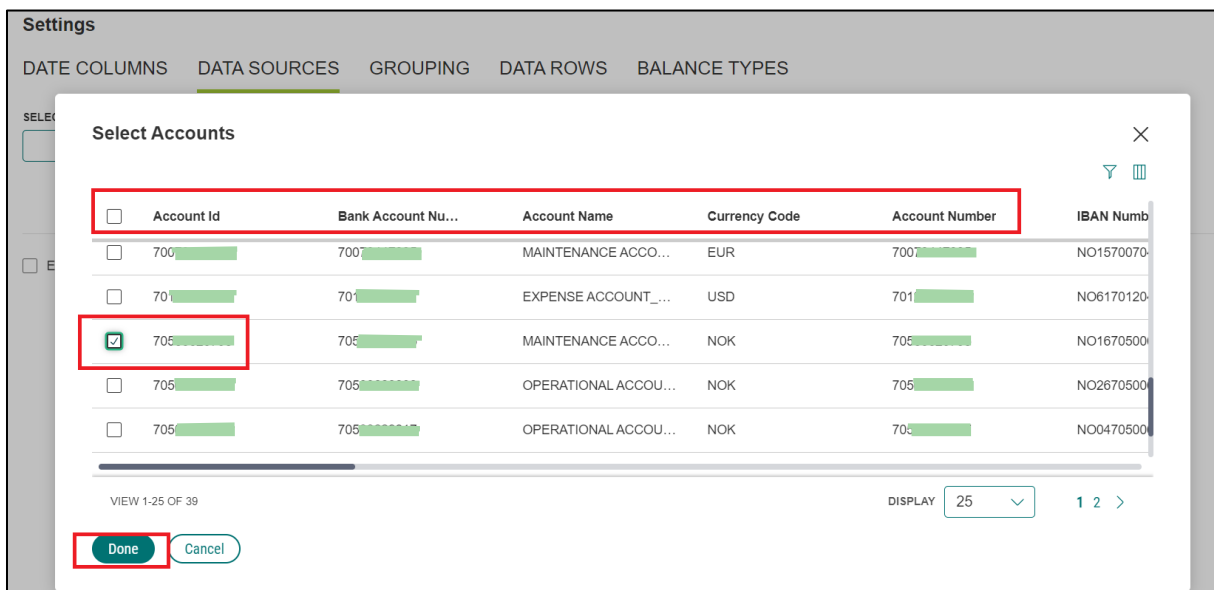
## DATA SOURCES

In Data sources, you can select the accounts for which you want to see the Cashflow analysis report. By clicking on 'search' icon you can select an account.



Once you click on search icon, it will open list of all accounts.

You can select your required account for cashflow and click on 'Done' button.



To view the Cash flow report, click on Apply button.

**Settings**

DATE COLUMNS   DATA SOURCES   GROUPING   DATA ROWS   BALANCE TYPES

SELECT ACCOUNTS

7050

Switch to advanced filtering

☐ Enable As Of Date

Apply

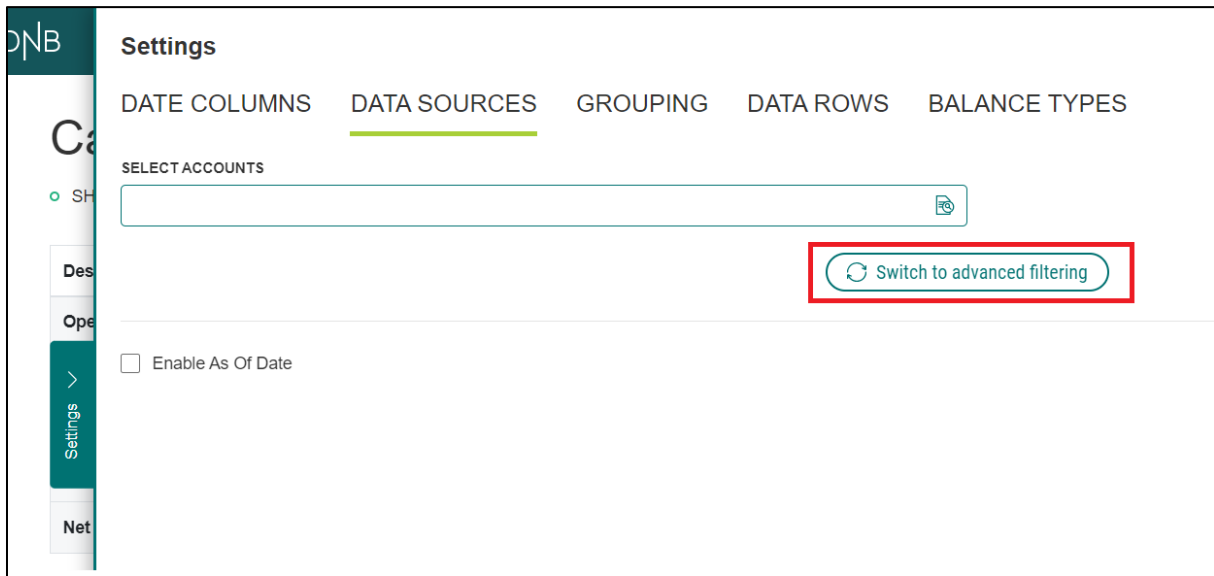
The cashflow report displayed for the selected account as below.

**Cashflow Analysis - NOK**

SHOW ALL | Save As

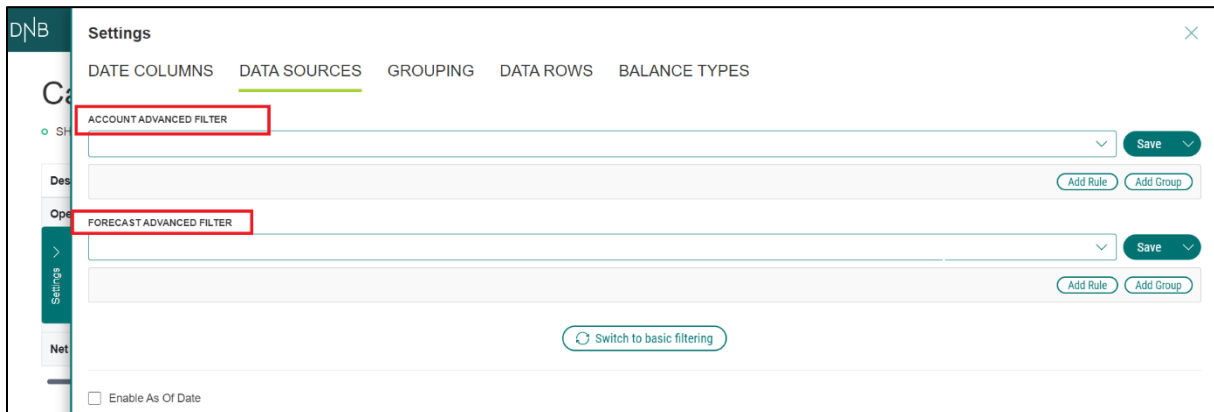
Description	01 Apr 2023	02 Apr 2023	03 Apr 2023	04 Apr 2023	05 Apr 2023	06 Apr 2023	07 Apr 2023
Opening Balance In NOK	-600,000.00	-1,200,000.00	-1,200,000.00	-1,200,000.00	-1,200,000.00	1,800,000.00	
> Salary	-600,000.00	0.00	0.00	0.00	0.00	0.00	
> Starting Balance	0.00	0.00	0.00	0.00	3,000,000.00	0.00	
Closing Balance In NOK	-1,200,000.00	-1,200,000.00	-1,200,000.00	-1,200,000.00	1,800,000.00	1,800,000.00	
Net In NOK	-600,000.00	0.00	0.00	0.00	3,000,000.00	0.00	

To apply your own filter criteria, you can switch to Advanced Filtering as shown below.



In Advanced filtering you have two advanced filter, as shown.

1. Account Advanced Filter
2. Forecast Advanced Filter



First, we can see Account Advanced Filter.

In account advanced filtering, you can apply different conditions and fetch the data you want. For that click on Add Rule button and select your required data and create advanced filter

As shown below, simply add a condition where currency code equal to NOK, to show the data for NOK currency account.



DNB Settings

DATE COLUMNS DATA SOURCES GROUPING DATA ROWS BALANCE TYPES

ACCOUNT ADVANCED FILTER

Save

Conditions

And Or

Currency Code Equals NOK

(CurrencyCode == 'NOK')

FORECAST ADVANCED FILTER

Save

Add Rule Add Group

Switch to basic filtering

Enable As Of Date

Apply

After adding a condition, you can save your filter criteria, or you can generate the Cashflow analysis report for the given condition.

To Save the given condition click on Save button as shown below

DNB Settings

DATE COLUMNS DATA SOURCES GROUPING DATA ROWS BALANCE TYPES

ACCOUNT ADVANCED FILTER

Save

Conditions

And Or

Currency Code Equals NOK

(CurrencyCode == 'NOK')

FORECAST ADVANCED FILTER

Save

Add Rule Add Group

Switch to basic filtering

Enable As Of Date

Enter the name for your filter. Here you can share your filter, or you can make it private up to you.

To share your filter, you can check the 'Shared' check box and the same filter will be visible to other users. To save the filter click on Save button.

After that click on Apply button.

Settings

DATE COLUMNS DATA SOURCES GROUPING DATA ROWS BALANCE TYPES

ACCOUNT ADVANCED FILTER

NOK currency

Save

Conditions

And Or

Currency Code Equals NOK

(CurrencyCode == "NOK")

FORECAST ADVANCED FILTER

Save

Add Rule Add Group

Switch to basic filtering

Enable As Of Date

Apply

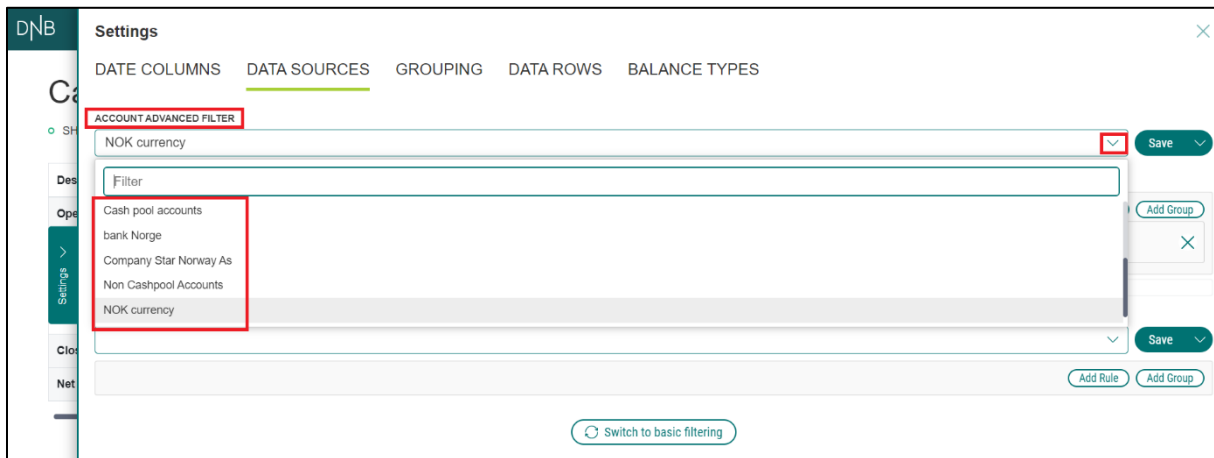
With the above option, cashflow analysis will only show the forecast for account having currency as 'NOK'.

Cashflow Analysis - NOK

SHOWALL Save As

Description	01 Apr 2023	02 Apr 2023	03 Apr 2023	04 Apr 2023	05 Apr 2023	06 Apr 2023	07 Apr 2023
Opening Balance In NOK	-840,087.89	-1,440,087.89	-1,440,087.89	-1,440,080.89	-1,440,080.89	1,559,919.11	
> Bank Transactions	0.00	0.00	7.00	0.00	0.00	0.00	
> Salary	-600,000.00	0.00	0.00	0.00	0.00	0.00	
> Starting Balance	0.00	0.00	0.00	0.00	3,000,000.00	0.00	
Closing Balance In NOK	-1,440,087.89	-1,440,087.89	-1,440,080.89	-1,440,080.89	1,559,919.11	1,559,919.11	
Net In NOK	-600,000.00	0.00	7.00	0.00	3,000,000.00	0.00	

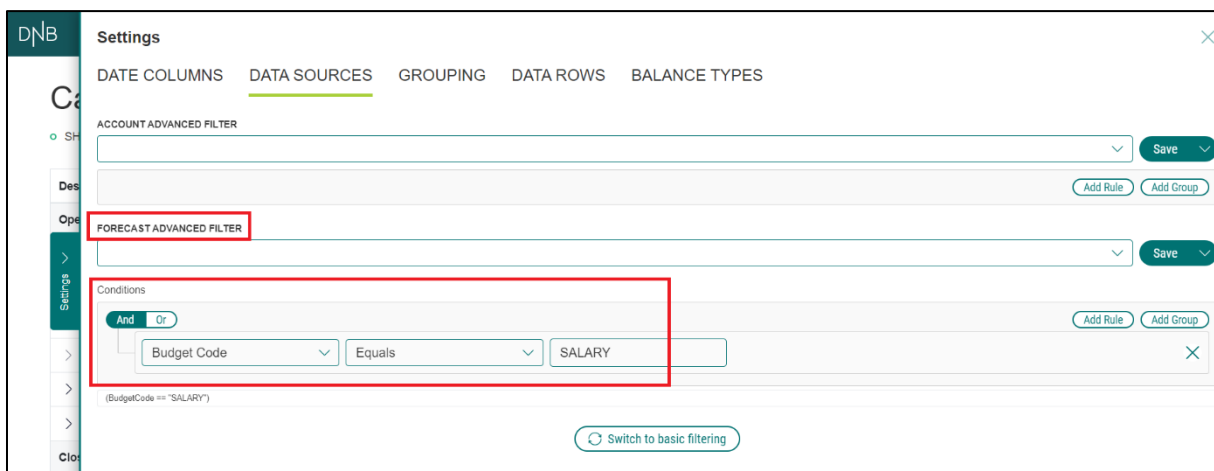
You can view your saved filter under Account Advanced filter, Similarly, you can create your own filters and save it and it will be available for you next time.



Now we can see Forecast Advanced Filter

In Forecast advanced filtering, you can apply different conditions on forecast data and fetch the data you want. For that click on Add Rule button and select condition as per your required data and create advanced filter

As shown below, simply add a condition where budget code equal to SALARY, to show the forecast for SALARY custom code.



After adding a condition, you can save your filter criteria, or you can generate the Cashflow analysis report for the given condition.

To Save the given condition click on Save button as shown below.

The screenshot shows the 'Settings' window with the 'DATA SOURCES' tab selected. Under 'ACCOUNT ADVANCED FILTER', there is a 'FORECAST ADVANCED FILTER' section. A condition is set: 'Budget Code' equals 'SALARY'. The 'Save' button for this filter is highlighted with a red box.

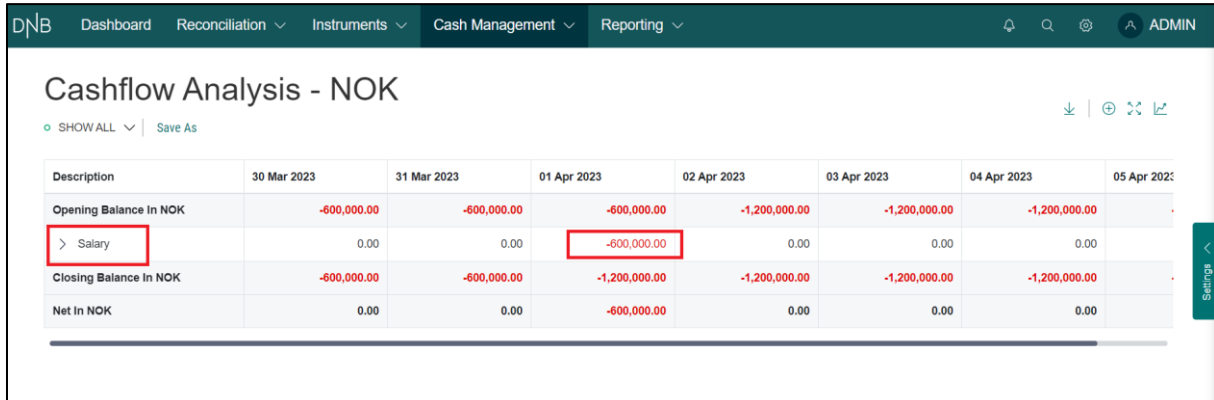
Enter the name for your filter. Here you can share your filter, or you can make it private.

To share your filter, you can check the 'Shared' check box and the same filter will be visible to other users. To save the filter click on Save button.

After that click on Apply button.

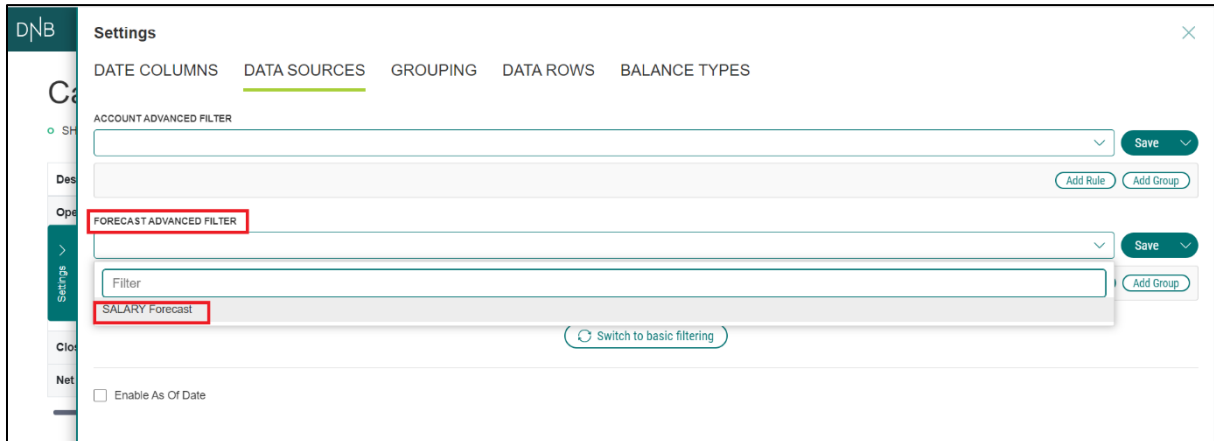
The screenshot shows the 'Settings' window with the 'Save Filter' dialog box open. The 'NAME' field contains 'SALARY Forecast'. The 'Shared' checkbox is unchecked. The 'Save' button in the dialog is highlighted with a red box. In the background, the 'Apply' button in the settings window is also highlighted with a red box.

With the above option, cashflow analysis will only show the forecast for SALARY custom code.



Description	30 Mar 2023	31 Mar 2023	01 Apr 2023	02 Apr 2023	03 Apr 2023	04 Apr 2023	05 Apr 2023
Opening Balance In NOK	-600,000.00	-600,000.00	-600,000.00	-1,200,000.00	-1,200,000.00	-1,200,000.00	
> Salary	0.00	0.00	-600,000.00	0.00	0.00	0.00	
Closing Balance In NOK	-600,000.00	-600,000.00	-1,200,000.00	-1,200,000.00	-1,200,000.00	-1,200,000.00	
Net In NOK	0.00	0.00	-600,000.00	0.00	0.00	0.00	

You can view your saved filter under Forecast Advanced filter, Similarly, you can create your own filters and save it and it will be available for you next time.



Settings

DATE COLUMNS DATA SOURCES GROUPING DATA ROWS BALANCE TYPES

ACCOUNT ADVANCED FILTER

Save

Add Rule Add Group

FORECAST ADVANCED FILTER

Filter

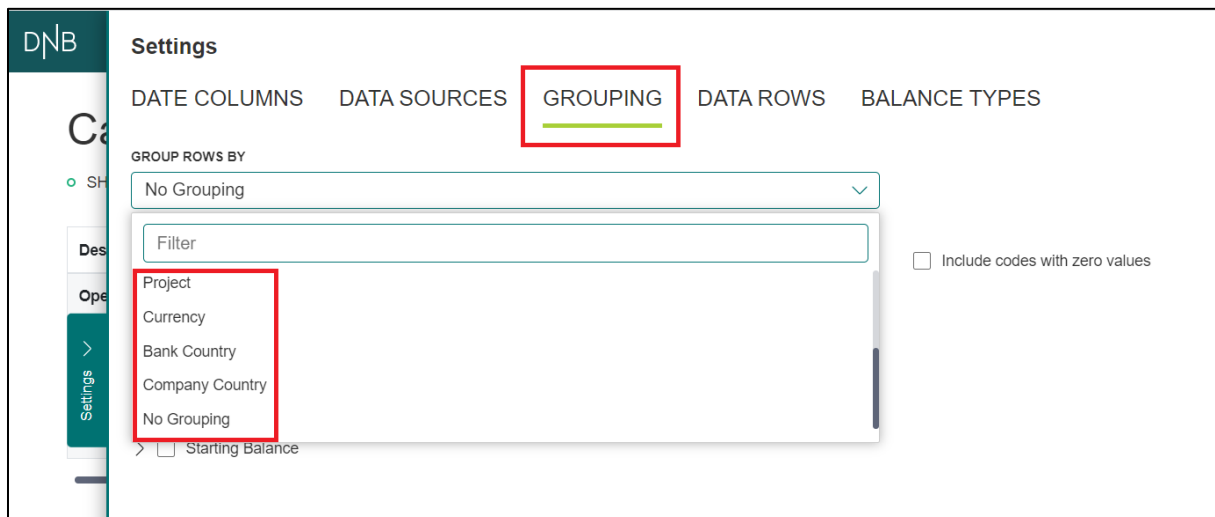
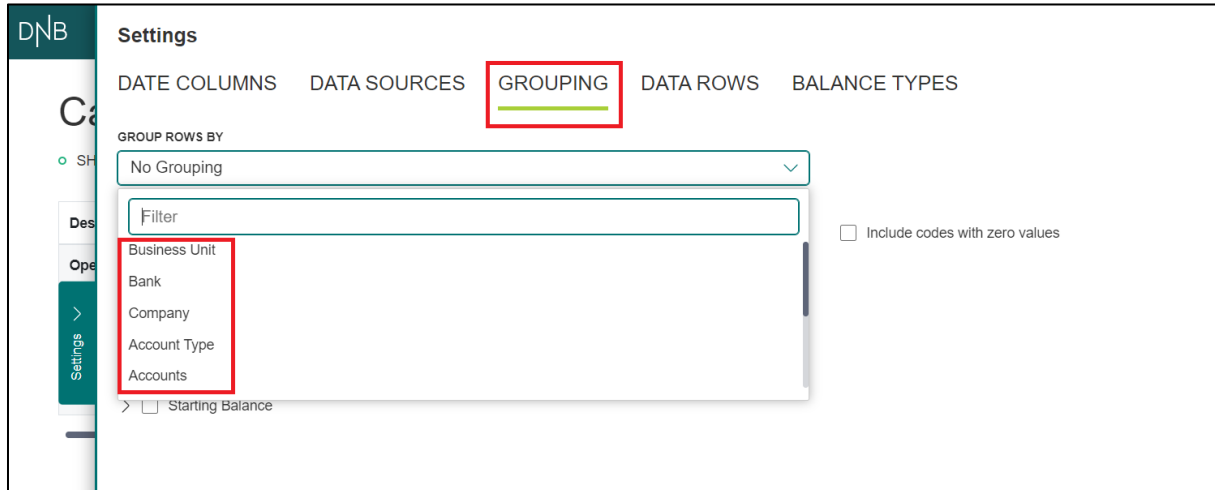
SALARY Forecast

Switch to basic filtering

Enable As Of Date

## Grouping

In Grouping, you have different options available to group the data. Group rows by dropdown has different categories as shown.



Grouped the data by 'Account Type' as shown. Similarly, you can group the data in different categories.

**DNB** Settings

DATE COLUMNS DATA SOURCES **GROUPING** DATA ROWS BALANCE TYPES

GROUP ROWS BY  
Account Type

BUILD CASHFLOW ROWS BY  
☒ Custom Code ☐ Ledger Code ☐ Include codes with zero values

Select Custom Codes

- > ☐ Inflow
- > ☐ Outflow
- > ☐ Starting Balance

Apply

To generate the Cash Flow analysis report, click on 'Apply' button. The forecast are grouped by Account Type.

DNB Dashboard Reconciliation Instruments Cash Management Reporting ADMIN							
Cashflow Analysis - NOK							
SHOWALL	Save As						
Description	01 Apr 2023	02 Apr 2023	03 Apr 2023	04 Apr 2023	05 Apr 2023	06 Apr 2023	07 Apr 2023
<b>Operational Account</b>							
Opening Balance In NOK	3,497,531.06	3,497,531.06	3,497,531.06	6,176,102.49	6,176,102.49	6,176,102.49	
> Bank Transactions	0.00	0.00	0.00	0.00	0.00	0.00	
> Salary	0.00	0.00	0.00	0.00	0.00	0.00	
> Starting Balance	0.00	0.00	2,678,571.43	0.00	0.00	0.00	
Closing Balance In NOK	3,497,531.06	3,497,531.06	6,176,102.49	6,176,102.49	6,176,102.49	6,176,102.49	
Net In NOK	0.00	0.00	2,678,571.43	0.00	0.00	0.00	
<b>Operational Account Cash Pool</b>							
Opening Balance In NOK	-973,789.22	-1,573,789.22	-1,573,789.22	-1,573,787.73	1,517,083.89	4,517,083.89	
> Bank Transactions	0.00	0.00	1.49	0.00	0.00	0.00	
> Salary	-600,000.00	0.00	0.00	0.00	0.00	0.00	

DNB Dashboard Reconciliation Instruments Cash Management Reporting ADMIN							
Net In NOK	0.00	0.00	2,678,571.43	0.00	0.00	0.00	
<b>Operational Account Cash Pool</b>							
Opening Balance In NOK	-973,789.22	-1,573,789.22	-1,573,789.22	-1,573,787.73	1,517,083.89	4,517,083.89	
> Bank Transactions	0.00	0.00	1.49	0.00	0.00	0.00	
> Salary	-600,000.00	0.00	0.00	0.00	0.00	0.00	
> Starting Balance	0.00	0.00	0.00	3,090,871.63	3,000,000.00	0.00	
Closing Balance In NOK	-1,573,789.22	-1,573,789.22	-1,573,787.73	1,517,083.89	4,517,083.89	4,517,083.89	
Net In NOK	-600,000.00	0.00	1.49	3,090,871.63	3,000,000.00	0.00	
<b>TAX WITHHOLDING ACCOUNT</b>							
Opening Balance In NOK	-13,678.00	-13,678.00	-13,678.00	-13,678.00	-13,678.00	-13,678.00	
> Bank Transactions	0.00	0.00	0.00	0.00	0.00	0.00	
> Salary	0.00	0.00	0.00	0.00	0.00	0.00	
> Starting Balance	0.00	0.00	0.00	0.00	0.00	0.00	
Closing Balance In NOK	-13,678.00	-13,678.00	-13,678.00	-13,678.00	-13,678.00	-13,678.00	
Net In NOK	0.00	0.00	0.00	0.00	0.00	0.00	



In Group section you have another option 'Build cashflow rows by', so either you can select 'Custom code' or 'Ledger code'. We also have additional option to skip or include codes with zero values.

**Settings**

DATE COLUMNS DATA SOURCES **GROUPING** DATA ROWS BALANCE TYPES

GROUP ROWS BY  
 Account Type

**BUILD CASHFLOW ROWS BY**  
☒ Custom Code ☐ Ledger Code

☐ Include codes with zero values

**Select Custom Codes**  
☐ Inflow  
☐ Outflow  
☐ Starting Balance

So, with different grouping combination of your choices, you can generate CFA report. Below is an example of generating the Cashflow analysis report for Fx deals grouped by 'Account Type'.

**Settings**

DATE COLUMNS DATA SOURCES **GROUPING** DATA ROWS BALANCE TYPES

Account Type

**BUILD CASHFLOW ROWS BY**  
☐ Custom Code ☒ Ledger Code

☐ Include codes with zero values

**Select Ledger Codes**  
☐ Account Payable  
☐ Account Receivable  
☐ Bank Transactions  
☐ Facility Fee  
☒ FX Spot/Forward  
☒ FX Spot/Forward Buy  
☒ FX Spot/Forward Sell  
☒ FX Swap Buy  
☒ FX Swap - Forward Buy  
☒ FX Swap - Spot Buy  
☒ FX Swap Sell  
☒ FX Swap - Spot Sell  
☒ FX Swap - Forward Sell

Description	25 Apr 2023	26 Apr 2023	27 Apr 2023	28 Apr 2023	29 Apr 2023	30 Apr 2023
<b>Operational Account</b>						
Opening Balance In NOK	0.00	-14,400.00	-14,400.00	-14,400.00	-14,400.00	-14,400.00
> FX Spot/Forward	0.00	0.00	0.00	0.00	0.00	167,410.71
> FX Swap Buy	0.00	0.00	0.00	0.00	0.00	0.00
> FX Swap Sell	-14,400.00	0.00	0.00	0.00	0.00	0.00
Closing Balance In NOK	-14,400.00	-14,400.00	-14,400.00	-14,400.00	-14,400.00	153,010.71
Net In NOK	-14,400.00	0.00	0.00	0.00	0.00	167,410.71
<b>Operational Account Cash Pool</b>						
Opening Balance In NOK	0.00	110,192.84	110,192.84	110,192.84	110,192.84	110,192.84
> FX Spot/Forward	0.00	0.00	0.00	0.00	0.00	0.00
> FX Swap Buy	110,192.84	0.00	0.00	0.00	0.00	0.00
> FX Swap Sell	0.00	0.00	0.00	0.00	0.00	0.00

## Data Rows

In Data Rows, you can control your data view in CFA report. Data is displayed as per the selected option as shown below.

DNB		<b>Settings</b>				
		DATE COLUMNS	DATA SOURCES	GROUPING	<u>DATA ROWS</u>	BALANCE TYPES
		<input checked="" type="checkbox"/> Show opening balance				
		<input checked="" type="checkbox"/> Show transactions				
		<input checked="" type="checkbox"/> Include Actuals & Forecasts				
		<input type="checkbox"/> Combined View				
		<input type="checkbox"/> Include Liquidity Forecasts				
		<input type="checkbox"/> Include Variance Row				
		<input checked="" type="checkbox"/> Show closing balance				
		<input checked="" type="checkbox"/> Show net balance				
		<input checked="" type="checkbox"/> Show total column				

In cashflow analysis report you can see Opening Balance, Closing Balance, Net Balance, Transactions including Actuals and Forecast and total of each balance and forecast.

Cashflow Analysis - NOK						
SHOW ALL Save As						
Description	01 Apr 2023	02 Apr 2023	03 Apr 2023	04 Apr 2023	Total: 01 Apr 2023 - 04 Apr 2023	
Opening Balance In NOK	2,533,107.18	1,933,107.18	1,933,107.18	4,629,737.89	2,533,107.18	
Bank Transactions	0.00	0.00	1.49	0.00	1.49	
Bank Transaction Inflow	0.00	0.00	7.00	0.00	7.00	
Bank Transaction Outflow	0.00	0.00	-5.51	0.00	-5.51	
Salary	-600,000.00	0.00	0.00	0.00	-600,000.00	
Starting Balance	0.00	0.00	2,696,629.21	3,088,644.09	5,785,273.30	
Starting Balance	0.00	0.00	2,696,629.21	3,088,644.09	5,785,273.30	
	0.00	0.00	0.00	0.00	0.00	
Closing Balance In NOK	1,933,107.18	1,933,107.18	4,629,737.89	7,718,381.97	7,718,381.97	
Net In NOK	-600,000.00	0.00	2,696,630.71	3,088,644.09	5,185,274.79	

You can view actuals and forecast in a combined view with 'Combined View' option.

For variance you can check 'Include Variance Row' option and here you can add and subtract actuals and forecast and see the variance as desired. Also, you have facility to create your own version and add or subtract the same with actuals and forecast.

### Balance Types

'Convert values to the specific currency' is another feature that we have in which we can convert all the data values into specific currency as desired. You can select the target currency from the dropdown and the data values will be converted into that currency with the selected rate type (Latest, Daily, period).

**Settings**

DATE COLUMNS DATA SOURCES GROUPING DATA ROWS **BALANCE TYPES**

SELECT DATE TYPE  
☐ Entry Date ☒ Value Date

SELECT FIRST CELL OPENING BALANCE TYPE  
☒ Bank Balance ☐ Actual Balance

☐ Include Liquidity Forecasts with first cell balance  
☐ Fallback to other balances if empty

CONVERT VALUES TO THE FOLLOWING CURRENCY Optional  
 USD

RATE TYPE  
☒ Latest ☐ Daily ☐ Period

Apply

Click on 'Apply' to generate the Cashflow analysis report with convert currency as 'NOK' with daily rate.

**Cashflow Analysis - USD**

SHOW ALL Save As

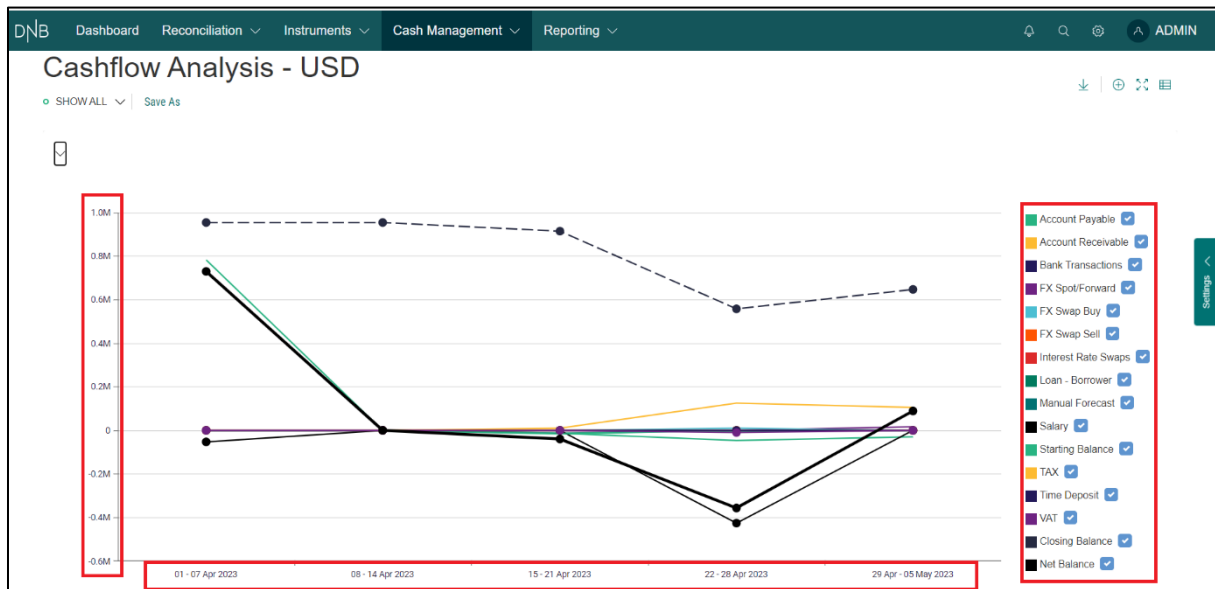
Description	31 May 2023	01 Jun 2023	02 Jun 2023	03 Jun 2023	04 Jun 2023	05 Jun 2023	06 Jun 2023
Opening Balance In USD	626,439.56	599,100.75	599,100.75	599,100.75	599,100.75	599,100.75	
Outflow	-27,338.81	0.00	0.00	0.00	0.00	0.00	
Loan Financial Expense	0.00	0.00	0.00	0.00	0.00	0.00	
Forecast	-27,338.81	0.00	0.00	0.00	0.00	0.00	
Closing Balance In USD	599,100.75	599,100.75	599,100.75	599,100.75	599,100.75	599,100.75	
Net In USD	-27,338.81	0.00	0.00	0.00	0.00	0.00	

## Graph View

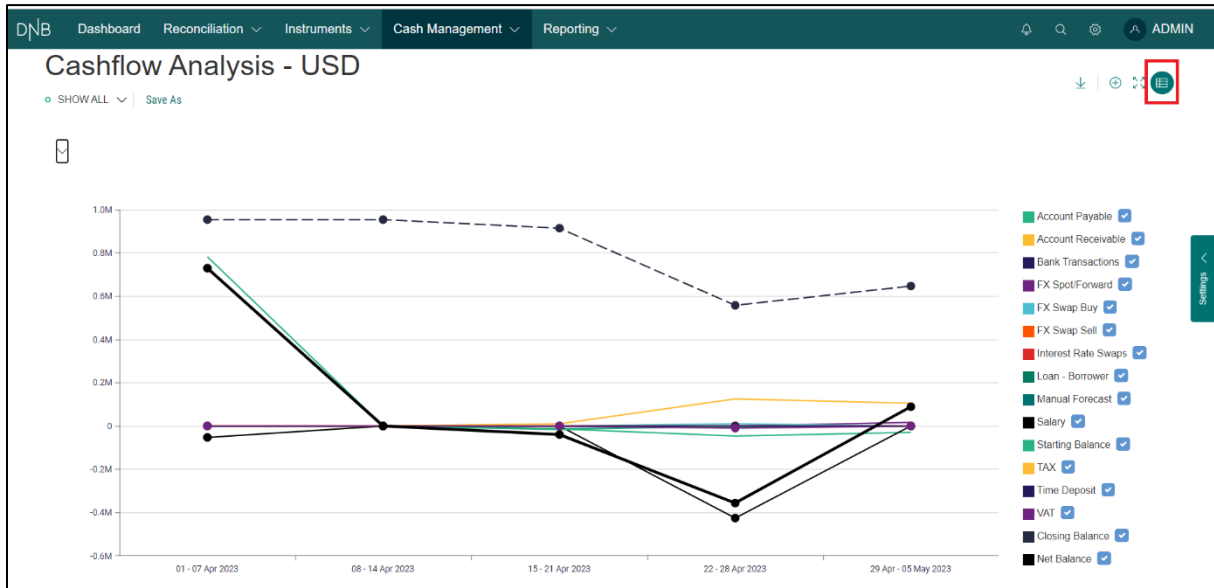
The data on the cashflow analysis report can be viewed in Graphical format. To do so, click on the 'Graph' icon as highlighted below.

Cashflow Analysis - USD					
Description	01 Apr 2023 - 07 Apr 2023	08 Apr 2023 - 14 Apr 2023	15 Apr 2023 - 21 Apr 2023	22 Apr 2023 - 28 Apr 2023	29 Apr 2023 - 05 May 2023
Opening Balance In USD	225,446.54	953,908.41	953,845.61	914,874.50	558,030.32
> Account Payable	0.00	0.00	-14,779.34	-46,230.39	-31,541.98
> Account Receivable	0.00	0.00	8,867.05	124,158.25	104,567.27
> Bank Transactions	-27.46	0.00	0.00	0.00	0.00
> FX Spot/Forward	0.00	0.00	0.00	0.00	14,866.50
> FX Swap Buy	0.00	0.00	0.00	9,902.64	0.00
> FX Swap Sell	0.00	0.00	0.00	-1,281.60	0.00
> Interest Rate Swaps	0.00	0.00	1.01	0.00	0.00
> Loan - Borrower	0.00	0.00	-13,278.66	0.00	0.00
> Manual Forecast	0.00	0.00	0.00	-5,342.14	0.00
> Salary	-53,400.00	0.00	0.00	-427,370.95	0.00
> Starting Balance	781,889.32	-62.79	-18,567.45	0.00	0.00

Cashflow analysis report generated in graph as shown below. Here, each line with specific color represents Ledger code. Date period is displayed horizontally, and amounts are shown vertically.



To return to table view click on the sheet icon as shown below.



CFA report is now displayed in data view.

Description	01 Apr 2023 - 07 Apr 2023	08 Apr 2023 - 14 Apr 2023	15 Apr 2023 - 21 Apr 2023	22 Apr 2023 - 28 Apr 2023	29 Apr 2023 - 06 May 2023
Opening Balance In USD	225,446.54	953,908.41	953,845.61	914,874.50	558,030.32
> Account Payable	0.00	0.00	-14,779.34	-46,230.39	-31,541.98
> Account Receivable	0.00	0.00	8,867.05	124,158.25	104,567.27
> Bank Transactions	-27.46	0.00	0.00	0.00	0.00
> FX Spot/Forward	0.00	0.00	0.00	0.00	14,866.50
> FX Swap Buy	0.00	0.00	0.00	9,902.64	0.00
> FX Swap Sell	0.00	0.00	0.00	-1,281.60	0.00
> Interest Rate Swaps	0.00	0.00	1.01	0.00	0.00
> Loan - Borrower	0.00	0.00	-13,278.66	0.00	0.00
> Manual Forecast	0.00	0.00	0.00	-5,342.14	0.00
> Salary	-53,400.00	0.00	0.00	-427,370.95	0.00
> Starting Balance	781,889.32	-62.79	-18,567.45	0.00	0.00
> TAX	0.00	0.00	-1,217.34	0.00	0.00

## Data View in Account Currency

You can view CFA data in account's own currency. To do so, click on multi-currency view icon from top right corner.

DNB Dashboard Reconciliation Instruments Cash Management Reporting ADMIN						
Cashflow Analysis - USD						
SHOW ALL	Save As					
Description	01 Apr 2023 - 07 Apr 2023	08 Apr 2023 - 14 Apr 2023	15 Apr 2023 - 21 Apr 2023	22 Apr 2023 - 28 Apr 2023	29 Apr 2023 - 05 May 2023	
Opening Balance in USD	225,446.54	953,908.41	953,845.61	914,874.50	558,030.32	
> Account Payable	0.00	0.00	-14,779.34	-46,230.39	-31,541.98	
> Account Receivable	0.00	0.00	8,867.05	124,158.25	104,567.27	
> Bank Transactions	-27.46	0.00	0.00	0.00	0.00	
> FX Spot/Forward	0.00	0.00	0.00	0.00	14,866.50	
> FX Swap Buy	0.00	0.00	0.00	9,902.64	0.00	
> FX Swap Sell	0.00	0.00	0.00	-1,281.60	0.00	
> Interest Rate Swaps	0.00	0.00	1.01	0.00	0.00	
> Loan - Borrower	0.00	0.00	-13,278.66	0.00	0.00	
> Manual Forecast	0.00	0.00	0.00	-5,342.14	0.00	
> Salary	-53,400.00	0.00	0.00	-427,370.95	0.00	
> Starting Balance	781,889.32	-62.79	-18,567.45	0.00	0.00	
> TAX	0.00	0.00	-1,217.34	0.00	0.00	

Cashflow analysis report is generated in account currency view where each transaction is shown in accounts own currency as shown below.

DNB Dashboard Reconciliation Instruments Cash Management Reporting ADMIN								
Cashflow Analysis								
SHOW ALL	Save As							
Description	01 Apr 2023 - 07 Apr 2023						08 Apr 2023 - 14 Apr 2023	
	DKK	EUR	GBP	NOK	SEK	USD	DKK	EUR
O.B. per Currency	200,000.00	106,532.01	40,352.47	-840,087.89	40,398.51	101,899.52	200,000.00	
> Account Payable	0.00	0.00	0.00	0.00	0.00	0.00	0.00	
> Account Receivable	0.00	0.00	0.00	0.00	0.00	0.00	0.00	
> Bank Transactions	0.00	0.00	0.00	-303.00	-5.35	0.00	0.00	
> FX Spot/Forward	0.00	0.00	0.00	0.00	0.00	0.00	0.00	
> FX Swap Buy	0.00	0.00	0.00	0.00	0.00	0.00	0.00	
> FX Swap Sell	0.00	0.00	0.00	0.00	0.00	0.00	0.00	
> Interest Rate Swaps	0.00	0.00	0.00	0.00	0.00	0.00	0.00	
> Loan - Borrower	0.00	0.00	0.00	0.00	0.00	0.00	0.00	
> Manual Forecast	0.00	0.00	0.00	0.00	0.00	0.00	0.00	
> Salary	0.00	0.00	0.00	-600,000.00	0.00	0.00	0.00	
> Starting Balance	0.00	0.00	0.00	3,000,000.00	3,000,000.00	240,000.00	0.00	

To return to base currency view click on same multi-currency icon again.

Cashflow Analysis									
SHOW ALL Save As									
Description	01 Apr 2023 - 07 Apr 2023						08 Apr 2023 - 14 Apr 2023		
	DKK	EUR	GBP	NOK	SEK	USD	DKK	EUR	
O.B. per Currency	200,000.00	108,532.01	40,352.47	-840,087.89	40,398.51	101,899.52	200,000.00		
> Account Payable	0.00	0.00	0.00	0.00	0.00	0.00	0.00		
> Account Receivable	0.00	0.00	0.00	0.00	0.00	0.00	0.00		
> Bank Transactions	0.00	0.00	0.00	-303.00	-5.35	0.00	0.00		
> FX Spot/Forward	0.00	0.00	0.00	0.00	0.00	0.00	0.00		
> FX Swap Buy	0.00	0.00	0.00	0.00	0.00	0.00	0.00		
> FX Swap Sell	0.00	0.00	0.00	0.00	0.00	0.00	0.00		
> Interest Rate Swaps	0.00	0.00	0.00	0.00	0.00	0.00	0.00		
> Loan - Borrower	0.00	0.00	0.00	0.00	0.00	0.00	0.00		
> Manual Forecast	0.00	0.00	0.00	0.00	0.00	0.00	0.00		
> Salary	0.00	0.00	0.00	-600,000.00	0.00	0.00	0.00		
> Starting Balance	0.00	0.00	0.00	3,000,000.00	3,000,000.00	240,000.00	0.00		

Cashflow analysis report displayed in base currency view.

Cashflow Analysis - USD						
SHOW ALL Save As						
Description	01 Apr 2023 - 07 Apr 2023	08 Apr 2023 - 14 Apr 2023	15 Apr 2023 - 21 Apr 2023	22 Apr 2023 - 28 Apr 2023	29 Apr 2023 - 05 May 2023	
Opening Balance In USD	225,446.54	953,908.41	953,845.61	914,874.50	558,030.32	
> Account Payable	0.00	0.00	-14,779.34	-46,230.39	-31,541.98	
> Account Receivable	0.00	0.00	8,867.05	124,158.25	104,567.27	
> Bank Transactions	-27.46	0.00	0.00	0.00	0.00	
> FX Spot/Forward	0.00	0.00	0.00	0.00	14,866.50	
> FX Swap Buy	0.00	0.00	0.00	9,902.64	0.00	
> FX Swap Sell	0.00	0.00	0.00	-1,281.60	0.00	
> Interest Rate Swaps	0.00	0.00	1.01	0.00	0.00	
> Loan - Borrower	0.00	0.00	-13,278.66	0.00	0.00	
> Manual Forecast	0.00	0.00	0.00	-5,342.14	0.00	
> Salary	-53,400.00	0.00	0.00	-427,370.95	0.00	
> Starting Balance	781,889.32	-62.79	-18,567.45	0.00	0.00	



**Settings**

DATE COLUMNS DATA SOURCES **GROUPING** DATA ROWS BALANCE TYPES

GROUP ROWS BY  
Company

BUILD CASHFLOW ROWS BY  
☐ Custom Code ☒ Ledger Code ☐ Include codes with zero values

Select Ledger Codes

- ☐ Account Payable
- ☐ Account Receivable
- ☐ Bank Transactions
- ☐ Facility Fee
- ☐ FX Spot/Forward
- ☐ FX Swap Buy
- ☐ FX Swap Sell
- ☐ Interest Rate Swaps
- ☐ Loan - Borrower
- ☐ Loan - Internal Lender

Apply

CFA report is generated as per your date criteria and filters.

**Cashflow Analysis - NOK**

SHOW ALL Save As

Description	01 Apr 2023 - 07 Apr 2023	08 Apr 2023 - 14 Apr 2023	15 Apr 2023 - 21 Apr 2023	22 Apr 2023 - 28 Apr 2023	29 Apr 2023 - 05 May 2023	06 May 2023 - 12 May 2023
<b>STAR AS NORWAY</b>						
Opening Balance In NOK	-9,965.48	-9,965.48	-9,965.48	-9,924.79	-25,548.79	-26,972.79
> Account Payable	0.00	0.00	0.00	-9,087.00	-9,287.00	-1,200.00
> Account Receivable	0.00	0.00	0.00	7,863.00	7,863.00	6,543.00
> Bank Transactions	0.00	0.00	0.00	0.00	0.00	0.00
> FX Spot/Forward	0.00	0.00	0.00	0.00	0.00	0.00
> FX Swap Buy	0.00	0.00	0.00	0.00	0.00	0.00
> FX Swap Sell	0.00	0.00	0.00	-14,400.00	0.00	0.00
> Interest Rate Swaps	0.00	0.00	0.00	0.00	0.00	0.00
> Loan - Borrower	0.00	0.00	0.00	0.00	0.00	0.00
> Manual Forecast	0.00	0.00	0.00	0.00	0.00	0.00
> Salary	0.00	0.00	0.00	0.00	0.00	0.00

To create new filter, click on 'Save As' link from left corner as shown below.

Cashflow Analysis - NOK							
SHOW ALL	Save As						
Description	01 Apr 2023 - 07 Apr 2023	08 Apr 2023 - 14 Apr 2023	15 Apr 2023 - 21 Apr 2023	22 Apr 2023 - 28 Apr 2023	29 Apr 2023 - 05 May 2023	06 May 2023 - 12 May 2023	
STAR AS NORWAY							
Opening Balance In NOK	-9,965.48	-9,965.48	-9,965.48	-9,924.79	-25,548.79	-26,972.79	
> Account Payable	0.00	0.00	0.00	-9,087.00	-9,287.00	-1,200.00	
> Account Receivable	0.00	0.00	0.00	7,863.00	7,863.00	6,543.00	
> Bank Transactions	0.00	0.00	0.00	0.00	0.00	0.00	
> FX Spot/Forward	0.00	0.00	0.00	0.00	0.00	0.00	
> FX Swap Buy	0.00	0.00	0.00	0.00	0.00	0.00	
> FX Swap Sell	0.00	0.00	0.00	-14,400.00	0.00	0.00	
> Interest Rate Swaps	0.00	0.00	0.00	0.00	0.00	0.00	
> Loan - Borrower	0.00	0.00	0.00	0.00	0.00	0.00	
> Manual Forecast	0.00	0.00	0.00	0.00	0.00	0.00	

It will show a text box where you can enter the name for your new filter.

Click on Save link and the new view is saved.

Cashflow Analysis - NOK							
SHOW ALL	April Month By Company	Save	Cancel				
Description	01 Apr 2023 - 07 Apr 2023	08 Apr 2023 - 14 Apr 2023	15 Apr 2023 - 21 Apr 2023	22 Apr 2023 - 28 Apr 2023	29 Apr 2023 - 05 May 2023	06 May 2023 - 12 May 2023	
STAR AS NORWAY							
Opening Balance In NOK	-9,965.48	-9,965.48	-9,965.48	-9,924.79	-25,548.79	-26,972.79	
> Account Payable	0.00	0.00	0.00	-9,087.00	-9,287.00	-1,200.00	
> Account Receivable	0.00	0.00	0.00	7,863.00	7,863.00	6,543.00	
> Bank Transactions	0.00	0.00	0.00	0.00	0.00	0.00	
> FX Spot/Forward	0.00	0.00	0.00	0.00	0.00	0.00	
> FX Swap Buy	0.00	0.00	0.00	0.00	0.00	0.00	
> FX Swap Sell	0.00	0.00	0.00	-14,400.00	0.00	0.00	
> Interest Rate Swaps	0.00	0.00	0.00	0.00	0.00	0.00	
> Loan - Borrower	0.00	0.00	0.00	0.00	0.00	0.00	
> Manual Forecast	0.00	0.00	0.00	0.00	0.00	0.00	

Cashflow Analysis - NOK						
SHOW ALL	New view saved					
Description	01 Apr 2023 - 07 Apr 2023	08 Apr 2023 - 14 Apr 2023	15 Apr 2023 - 21 Apr 2023	22 Apr 2023 - 28 Apr 2023	29 Apr 2023 - 05 May 2023	06 May 2023 - 12 May 2023
<b>STAR AS NORWAY</b>						
Opening Balance In NOK	-9,965.48	-9,965.48	-9,965.48	-9,924.79	-25,548.79	-26,972.79
> Account Payable	0.00	0.00	0.00	-9,087.00	-9,287.00	-1,200.00
> Account Receivable	0.00	0.00	0.00	7,863.00	7,863.00	6,543.00
> Bank Transactions	0.00	0.00	0.00	0.00	0.00	0.00
> FX Spot/Forward	0.00	0.00	0.00	0.00	0.00	0.00
> FX Swap Buy	0.00	0.00	0.00	0.00	0.00	0.00
> FX Swap Sell	0.00	0.00	0.00	-14,400.00	0.00	0.00
> Interest Rate Swaps	0.00	0.00	0.00	0.00	0.00	0.00
> Loan - Borrower	0.00	0.00	0.00	0.00	0.00	0.00

To view your saved filter, click on 'SHOW ALL' drop down and you can see, that your filter is listed.

Cashflow Analysis - NOK						
SHOW ALL	Save As					
Show All	01 Apr 2023	02 Apr 2023	03 Apr 2023	04 Apr 2023	05 Apr 2023	06 Apr 2023
All Operational Accounts - 1 Month	2,465,726.88	1,865,726.88	1,865,726.88	4,503,091.04	7,574,344.11	10,574,344.11
DNB Cash Pool Accounts - 1 Month Combined View	0.00	0.00	7.00	0.00	0.00	0.00
DNB Cash Pool Accounts - 1 Month	-600,000.00	0.00	-5.48	0.00	0.00	0.00
Non Operational Accounts - 1 Month	0.00	0.00	2,637,362.64	3,071,253.07	3,000,000.00	0.00
April Month By Company	1,865,726.88	1,865,726.88	4,503,091.04	7,574,344.11	10,574,344.11	10,574,344.11
Net In NOK	-600,000.00	0.00	2,637,364.16	3,071,253.07	3,000,000.00	0.00

Select your filter and it will generate CFA report with all your entered filters, condition, and date criteria.

DNB

Dashboard

Reconciliation

Instruments

Cash Management

Reporting

⌵

⌵

⌵

⌵

⌵

ADMIN

Cashflow Analysis - NOK

APRIL MONTH BY COMPANY

Save

Save As

⌵

⌵

⌵

⌵

⌵

⌵

Description	01 Apr 2023 - 07 Apr 2023	08 Apr 2023 - 14 Apr 2023	15 Apr 2023 - 21 Apr 2023	22 Apr 2023 - 28 Apr 2023	29 Apr 2023 - 05 May 2023	06 May 2023 - 12 May 2023
STAR AS NORWAY						
Opening Balance In NOK	-9,965.48	-9,965.48	-9,965.48	-9,924.79	-25,548.79	-26,972.79
> Account Payable	0.00	0.00	0.00	-9,087.00	-9,287.00	-1,200.00
> Account Receivable	0.00	0.00	0.00	7,863.00	7,863.00	6,543.00
> Bank Transactions	0.00	0.00	0.00	0.00	0.00	0.00
> FX Spot/Forward	0.00	0.00	0.00	0.00	0.00	0.00
> FX Swap Buy	0.00	0.00	0.00	0.00	0.00	0.00
> FX Swap Sell	0.00	0.00	0.00	-14,400.00	0.00	0.00
> Interest Rate Swaps	0.00	0.00	0.00	0.00	0.00	0.00

To update the filter, make the changes and click on 'Save' button.

DNB

Dashboard

Reconciliation

Instruments

Cash Management

Reporting

🔔

🔍

⚙️

👤 ADMIN

Cashflow Analysis - NOK

APRIL MONTH BY COMPANY

Undo Changes

Save

Save As

⬇️

⊕

🔄

📄

Description	01 Apr 2023 - 07 Apr 2023	08 Apr 2023 - 14 Apr 2023	15 Apr 2023 - 21 Apr 2023	22 Apr 2023 - 28 Apr 2023	29 Apr 2023 - 05 May 2023	06 May 2023 - 12 May 2023
DNB BANK NORWAY						
Opening Balance In NOK	719,661.86	119,663.38	119,663.38	-46,677.78	-5,130,002.87	-5,222,085.14
> Account Payable	0.00	0.00	-155,560.11	-189,066.69	-99,333.27	-1,200.00
> Account Receivable	0.00	0.00	8,000.00	16,085.00	8,751.00	6,543.00
> Bank Transactions	1.52	0.00	0.00	0.00	0.00	0.00
> FX Spot/Forward	0.00	0.00	0.00	0.00	-1,500.00	0.00
> FX Swap Buy	0.00	0.00	0.00	0.00	0.00	0.00
> FX Swap Sell	0.00	0.00	0.00	-14,400.00	0.00	0.00

Settings

You can undo you changes by clicking on 'Undo Changes' button.

DNB

Dashboard

Reconciliation

Instruments

Cash Management

Reporting

ADMIN

Cashflow Analysis - NOK

APRIL MONTH BY COMPANY

Undo Changes

Save

Save As

Description	01 Apr 2023 - 07 Apr 2023	08 Apr 2023 - 14 Apr 2023	15 Apr 2023 - 21 Apr 2023	22 Apr 2023 - 28 Apr 2023	29 Apr 2023 - 05 May 2023	06 May 2023 - 12 May 2023
DNB BANK NORWAY						
Opening Balance In NOK	719,661.86	119,663.38	119,663.38	-46,677.78	-5,130,002.87	-5,222,085.14
> Account Payable	0.00	0.00	-155,560.11	-189,066.69	-99,333.27	-1,200.00
> Account Receivable	0.00	0.00	8,000.00	16,085.00	8,751.00	6,543.00
> Bank Transactions	1.52	0.00	0.00	0.00	0.00	0.00
> FX Spot/Forward	0.00	0.00	0.00	0.00	-1,500.00	0.00
> FX Swap Buy	0.00	0.00	0.00	0.00	0.00	0.00
> FX Swap Sell	0.00	0.00	0.00	-14,400.00	0.00	0.00

Savings

To Rename the filter, click on the filter list drop down and click on three dots by your filter and select Rename.

**Cashflow Analysis - NOK**

APRIL MONTH BY COMPANY ▾ | Undo Changes | Save | Save As

Show All

- All Operational Accounts - 1 Month ...
- DNB Cash Pool Accounts - 1 Month Combined View ...
- DNB Cash Pool Accounts - 1 Month ...
- Non Operational Accounts - 1 Month ...
- April Month By Company ...

		2023 - 2023	15 Apr 2023 - 21 Apr 2023	22 Apr 2023 - 28 Apr 2023	29 Apr 2023 - 05 May 2023	06 May 2023 - 12 May 2023
		119,663.38	119,663.38	-46,677.78	-5,130,002.87	-5,222,085.14
> Account Receivable	0.00	0.00	8,000.00	16,085.00	8,751.00	6,543.00
> Bank Transactions	1.52	0.00	0.00	0.00	0.00	0.00
> FX Spot/Forward	0.00	0.00	0.00	0.00	-1,500.00	0.00
> FX Swap Buy	0.00	0.00	0.00	0.00	0.00	0.00
> FX Swap Sell	0.00	0.00	0.00	-14,400.00	0.00	0.00

To Delete the filter, click on the filter list drop down and click on three dots by your filter and select Delete.

**Cashflow Analysis - NOK**

APRIL MONTH BY COMPANY ▾ | Undo Changes | Save | Save As

Show All

- All Operational Accounts - 1 Month ...
- DNB Cash Pool Accounts - 1 Month Combined View ...
- DNB Cash Pool Accounts - 1 Month ...
- Non Operational Accounts - 1 Month ...
- April Month By Company ...

		2023 - 2023	15 Apr 2023 - 21 Apr 2023	22 Apr 2023 - 28 Apr 2023	29 Apr 2023 - 05 May 2023	06 May 2023 - 12 May 2023
		119,663.38	119,663.38	-46,677.78	-5,130,002.87	-5,222,085.14
> Account Receivable	0.00	0.00	8,000.00	16,085.00	8,751.00	6,543.00
> Bank Transactions	1.52	0.00	0.00	0.00	0.00	0.00
> FX Spot/Forward	0.00	0.00	0.00	0.00	-1,500.00	0.00
> FX Swap Buy	0.00	0.00	0.00	0.00	0.00	0.00

## Export to XLSX

You can export the cashflow analysis report to xlsx, for that click on download arrow from top right corner.

Cashflow Analysis - NOK								
SHOW ALL   Save As								
Description	22 Apr 2023	23 Apr 2023	24 Apr 2023	25 Apr 2023	26 Apr 2023	27 Apr 2023	28 Apr 2023	
Opening Balance in NOK	10,209,193.85	10,741,866.98	10,637,213.24	10,635,989.24	10,588,641.51	6,194,948.94	6,098,871.92	
Account Payable	-90,595.57	-136,786.70	-9,087.00	-143,751.06	-45,672.00	-8,011.88	-90,595.57	
AP-STAR AS NORWAY								
Actual	0.00	0.00	0.00	0.00	0.00	0.00	0.00	
Forecast	0.00	0.00	-9,087.00	-7,800.00	0.00	0.00	0.00	
AP-STAR FOX LTD	-90,595.57	0.00	0.00	0.00	0.00	0.00	-90,595.57	
AP-STAR LTD	0.00	-136,786.70	0.00	0.00	0.00	0.00	0.00	
AP-STAR PRODUCTION AB	0.00	0.00	0.00	0.00	0.00	-8,011.88	0.00	
AP-STAR SALES LTD	0.00	0.00	0.00	0.00	-45,672.00	0.00	0.00	
AP-STAR VIC AS	0.00	0.00	0.00	-135,951.06	0.00	0.00	0.00	
Account Receivable	623,258.70	32,132.96	7,863.00	0.00	8,222.00	91,387.89	625,343.49	
FX Swap Buy	0.00	0.00	0.00	110,803.32	0.00	0.00	0.00	
FX Swap Sell	0.00	0.00	0.00	-14,400.00	0.00	0.00	0.00	
Manual Forecast	0.00	0.00	0.00	0.00	0.00	-59,453.03	0.00	
Salary	0.00	0.00	0.00	0.00	-4,356,242.57	0.00	0.00	
VAT	0.00	0.00	0.00	0.00	0.00	-120,000.00	0.00	
Closing Balance in NOK	10,741,866.98	10,637,213.24	10,635,989.24	10,588,641.51	6,194,948.94	6,098,871.92	6,634,619.84	
Net in NOK	532,673.13	-104,663.74	-1,234.00	-47,247.73	-4,393,692.87	-86,677.02	535,747.92	

The report is downloaded at bottom of screen as shown.

Cashflow Analysis - NOK								
SHOW ALL   Save As								
Description	22 Apr 2023	23 Apr 2023	24 Apr 2023	25 Apr 2023	26 Apr 2023	27 Apr 2023	28 Apr 2023	
Opening Balance in NOK	10,209,193.85	10,741,866.98	10,637,213.24	10,635,989.24	10,588,641.51	6,194,948.94	6,098,871.92	
Account Payable	-90,595.57	-136,786.70	-9,087.00	-143,751.06	-45,672.00	-8,011.88	-90,595.57	
AP-STAR AS NORWAY								
Actual	0.00	0.00	0.00	0.00	0.00	0.00	0.00	
Forecast	0.00	0.00	-9,087.00	-7,800.00	0.00	0.00	0.00	
AP-STAR FOX LTD	-90,595.57	0.00	0.00	0.00	0.00	0.00	-90,595.57	
AP-STAR LTD	0.00	-136,786.70	0.00	0.00	0.00	0.00	0.00	
AP-STAR PRODUCTION AB	0.00	0.00	0.00	0.00	0.00	-8,011.88	0.00	
AP-STAR SALES LTD	0.00	0.00	0.00	0.00	-45,672.00	0.00	0.00	
AP-STAR VIC AS	0.00	0.00	0.00	-135,951.06	0.00	0.00	0.00	
Account Receivable	623,258.70	32,132.96	7,863.00	0.00	8,222.00	91,387.89	625,343.49	
FX Swap Buy	0.00	0.00	0.00	110,803.32	0.00	0.00	0.00	
FX Swap Sell	0.00	0.00	0.00	-14,400.00	0.00	0.00	0.00	
Manual Forecast	0.00	0.00	0.00	0.00	0.00	-59,453.03	0.00	
Salary	0.00	0.00	0.00	0.00	-4,356,242.57	0.00	0.00	
VAT	0.00	0.00	0.00	0.00	0.00	-120,000.00	0.00	

To view the report, open the downloaded document. The report will be shown as below.

Description		22 Apr 2023	23 Apr 2023	24 Apr 2023	25 Apr 2023	26 Apr 2023	27 Apr 2023	28 Apr 2023
<b>Opening Balance In NOK</b>		<b>10 209 193,85</b>	<b>10 741 866,98</b>	<b>10 637 213,24</b>	<b>10 635 989,24</b>	<b>10 588 641,51</b>	<b>6 194 948,94</b>	<b>6 098 871,92</b>
<b>Account Payable</b>		-90 595,57	-136 786,70	-9 087,00	-143 751,06	-45 672,00	-8 011,88	-90 595,57
	Actual	0,00	0,00	0,00	0,00	0,00	0,00	0,00
AP-STAR AS NORWAY	Forecast	0,00	0,00	-9 087,00	-7 800,00	0,00	0,00	0,00
	Actual	0,00	0,00	0,00	0,00	0,00	0,00	0,00
AP-STAR FOX LTD	Forecast	-90 595,57	0,00	0,00	0,00	0,00	0,00	-90 595,57
	Actual	0,00	0,00	0,00	0,00	0,00	0,00	0,00
AP-STAR LTD	Forecast	0,00	-136 786,70	0,00	0,00	0,00	0,00	0,00
	Actual	0,00	0,00	0,00	0,00	0,00	0,00	0,00
AP-STAR PRODUCTION AB	Forecast	0,00	0,00	0,00	0,00	0,00	-8 011,88	0,00
	Actual	0,00	0,00	0,00	0,00	0,00	0,00	0,00
AP-STAR SALES LTD	Forecast	0,00	0,00	0,00	0,00	-45 672,00	0,00	0,00
	Actual	0,00	0,00	0,00	0,00	0,00	0,00	0,00
AP-STAR VIC AS	Forecast	0,00	0,00	0,00	-135 951,06	0,00	0,00	0,00
<b>Account Receivable</b>		623 268,70	32 132,96	7 863,00	0,00	8 222,00	91 387,89	626 343,49
	Actual	0,00	0,00	0,00	0,00	0,00	0,00	0,00
AR-STAR AS NORWAY	Forecast	0,00	0,00	7 863,00	0,00	0,00	0,00	0,00
	Actual	0,00	0,00	0,00	0,00	0,00	0,00	0,00
AR-STAR FOX LTD	Forecast	623 268,70	0,00	0,00	0,00	0,00	0,00	626 343,49
	Actual	0,00	0,00	0,00	0,00	0,00	0,00	0,00
AR-STAR LTD	Forecast	0,00	32 132,96	0,00	0,00	0,00	0,00	0,00
	Actual	0,00	0,00	0,00	0,00	0,00	0,00	0,00
AR-STAR PRODUCTION AB	Forecast	0,00	0,00	0,00	0,00	0,00	91 387,89	0,00
	Actual	0,00	0,00	0,00	0,00	0,00	0,00	0,00
AR-STAR SALES LTD	Forecast	0,00	0,00	0,00	0,00	8 222,00	0,00	0,00
<b>FX Swap Buy</b>		0,00	0,00	0,00	110 803,32	0,00	0,00	0,00
	Actual	0,00	0,00	0,00	0,00	0,00	0,00	0,00
FX Swap - Spot Buy	Forecast	0,00	0,00	0,00	110 803,32	0,00	0,00	0,00
<b>FX Swap Buy</b>		0,00	0,00	0,00	110 803,32	0,00	0,00	0,00
	Actual	0,00	0,00	0,00	0,00	0,00	0,00	0,00
FX Swap - Spot Buy	Forecast	0,00	0,00	0,00	110 803,32	0,00	0,00	0,00
<b>FX Swap Sell</b>		0,00	0,00	0,00	-14 400,00	0,00	0,00	0,00
	Actual	0,00	0,00	0,00	0,00	0,00	0,00	0,00
FX Swap - Spot Sell	Forecast	0,00	0,00	0,00	-14 400,00	0,00	0,00	0,00
<b>Manual Forecast</b>		0,00	0,00	0,00	0,00	0,00	-59 453,03	0,00
	Actual	0,00	0,00	0,00	0,00	0,00	0,00	0,00
Manual Forecast Inflow	Forecast	0,00	0,00	0,00	0,00	0,00	-59 453,03	0,00
<b>Salary</b>		0,00	0,00	0,00	0,00	-4 356 242,57	0,00	0,00
	Actual	0,00	0,00	0,00	0,00	0,00	0,00	0,00
SALARY	Forecast	0,00	0,00	0,00	0,00	-4 356 242,57	0,00	0,00
<b>VAT</b>		0,00	0,00	0,00	0,00	0,00	-120 000,00	0,00
	Actual	0,00	0,00	0,00	0,00	0,00	0,00	0,00
VAT	Forecast	0,00	0,00	0,00	0,00	0,00	-120 000,00	0,00
<b>Closing Balance In NOK</b>		<b>10 741 866,98</b>	<b>10 637 213,24</b>	<b>10 635 989,24</b>	<b>10 588 641,51</b>	<b>6 194 948,94</b>	<b>6 098 871,92</b>	<b>6 634 619,84</b>
<b>Net In NOK</b>		<b>532 673,13</b>	<b>-104 653,74</b>	<b>-1 224,00</b>	<b>-47 347,73</b>	<b>-4 393 692,57</b>	<b>-96 077,02</b>	<b>535 747,92</b>